



2022 RANDOLPH COUNTY COMMUNITY HEALTH ASSESSMENT APPENDICES



PRESENTED BY

Randolph County Public Health and Randolph Health



2022 Community Health Assessment - Community Opinion Survey

Randolph County Public Health developed this survey to give county residents a chance to voice their opinions about health issues in their community. Information gathered from the survey will be used to learn more about health needs in the county.

This survey is brief and takes approximately 5 minutes to complete. It is confidential and you will not be identified with the information you give. All responses will be combined and analyzed as a group. Participation in this survey is completely voluntary.

By completing the survey, you could be entered into a drawing for a \$25.00 Food Lion gift card. To be entered, provide your name and contact information in the comment boxes at the end of the survey.

*** 1. REQUIRED!** In which zip code / town in Randolph County do you live?

- 27263 Archdale / High Point
- 27203 Asheboro
- 27205 Asheboro
- 27233 Climax
- 27239 Denton
- 27248 Franklinville
- 27298 Liberty
- 27313 Pleasant Garden
- Other (please specify)
- 27316 Ramseur
- 27317 Randleman
- 27431 Seagrove
- 27350 Sophia
- 27355 Staley
- 27360 Thomasville
- 27370 Trinity
- N/A

2. REQUIRED! When you read the statements below, think about the neighborhood or part of town where you live.

How much do you agree or disagree with the statement?

Strongly Disagree Disagree Agree Strongly Agree

My community has good health care.
(Consider the cost, quality, number of options, and availability of healthcare where you live.)

My community is a good place to raise children.

(Consider the accessibility, quality and safety of schools, child care programs, after school programs, and places to play where you live.)

Strongly Disagree

Disagree

Agree

Strongly Agree

My community is a good place to grow old.

(Consider elder-friendly housing, transportation to medical services, recreation, and services for the elderly where you live.)

My community offers economic opportunity.

(Consider the number and quality of jobs that offer a living wage, job training / higher education opportunities, and availability of affordable housing where you live.)

My community is a safe place to live.

(Consider how safe you feel at home, at work, in schools, at playgrounds, parks, and shopping centers where you live, work, and play.)

My community provides help for people during times of need.

(Consider supports like neighbors, faith communities, food pantries, temporary housing and financial assistance programs where you live.)

* 3. **REQUIRED!** The following are issues that can impact **quality of life** for many communities. When thinking about where you live, please choose the **FOUR (4)** areas you think need the most attention.

- Financial Security / Economics
(More jobs with better pay, work programs, career counseling, high-quality child care, etc.)
- Transportation
(Public transportation, access to reliable transportation, safe roads, etc.)
- Safe and Affordable Housing
(Affordable and quality houses / apartments; homes free of mold, lead, asbestos, and harmful substances.)
- Education / Schools
(Better schools, programs to help children and adolescents do well in school, improved graduation rates, etc.)
- Affordable Health Insurance
(Affordable health insurance with lower copays)
- Safe Neighborhoods
(Neighborhoods with low crime, sidewalks in good repair, communities with access to clean air and water, safe places for children to play, etc.)
- Affordable and Healthy Food Choices
(More access to healthy and affordable food choices, etc.)
- Urban Planning
(Fair treatment and involvement of all people in city / neighborhood planning, etc.)
- Green Spaces
(Parks, playgrounds, greenways, and other spaces to promote mental, physical, and environmental health)

* 4. **REQUIRED!** The following are **health issues** facing all communities. When thinking about where you live, please choose the **FOUR (4)** areas you think need the most attention.

- Injury Prevention
(Car crashes, traumatic brain injuries, drownings, etc.)
- HIV / STD Prevention
(Testing and treatment for HIV, chlamydia, gonorrhea, syphilis, other STDs, etc.)
- Healthy Pregnancy
(Affordable birth control, prenatal care, low birth weight, premature babies, infant mortality, etc.)
- Healthy Environment
(Clean air, land, water, etc.)
- Substance Use Disorder
(Alcohol, opioids, prescription drugs, other drugs, etc.)
- Violence Prevention
(Bullying, domestic violence, child abuse, assault, murder, etc.)
- Access to Care
(Affordable care, flexible hours, specialty services like dental, vision, hearing, translation services unavailable etc.)
- Mental Health
(Anxiety, depression, suicide, bi-polar disorder, etc.)
- Chronic Disease Prevention through Healthy Choices
(Healthy eating, physical activity, not smoking, etc.)
- Emerging and Re-emerging Infectious Disease
(Hepatitis A, syphilis, COVID-19, tuberculosis, etc.)

* 5. **REQUIRED!** What is your age?

- Under 18
- 18-24
- 25-34
- 35-44
- 45-54
- 55-64
- 65-74
- 75-84
- 85+

* 6. **REQUIRED!** What gender do you identify with?

- Female
- Male
- Other (please specify)

* 7. **REQUIRED!** Which of these groups best represents your race?

- White or Caucasian
- Black or African American
- Asian or Asian American
- American Indian or Alaska Native
- Native Hawaiian or other Pacific Islander
- Another race
- Other (please specify)

* 8. **REQUIRED!** Are you of Hispanic / Latinx origin?

- Yes
- No

* 9. **REQUIRED!** What is your household income?

- \$0 - \$14,999
- \$15,000 - \$24,999
- \$25,000 - \$34,999
- \$35,000 - \$49,999
- \$50,000 - \$74,999
- \$75,000 - \$99,999
- \$100,000 - \$149,999
- Over \$150,000

* 10. **REQUIRED!** What is the highest level of education you have completed?

- 12th grade or less, no diploma
- High school graduate or GED
- Some college, no degree
- Trade school or vocational training
- Associate degree
- Bachelor's degree
- Advanced college degree beyond bachelor's degree

* 11. **REQUIRED!** Which of the following best describes your current status?

- Employed full time
- Employed part time
- Unemployed
- Caregiver / homemaker
- Student
- Retired
- Unable to work

* 12. **REQUIRED!** How would you describe your current health insurance coverage?

- I have insurance and I can usually afford care
- I have insurance but it is usually too expensive to get care when I need it
- I am NOT covered by any health insurance / plan
- I don't know / not sure
- Other (please specify)

13. What issues have the greatest effect on **quality of life** for your community?

14. What are the most important **health issues** in your community?

15. When thinking about your health, what challenges do you face in getting care?

16. To be entered in the drawing for a \$25 Food Lion gift card, please provide your contact information.

Name

Phone Number



Encuesta de Opinión de la Comunidad

2022 Evaluación de Salud Comunitaria

Encuesta de Opinión de la Comunidad

El departamento de salud publica del condado de Randolph desarrolló esta encuesta para dar a los residentes del condado una oportunidad para expresar sus opiniones sobre los problemas de salud in su comunidad. La información collectada de esta encuesta sera para aprender más sobre las necesidades de salud en la comunidad

La encuesta is breve y toma aproximadamente 5 minutos para completar. Es confidencial y no se le identificará con la información que dio. Todas las respuestas sera combinado y analizado como un grupo. Su participación en esta encuesta es completamente voluntario.

Completando la encuesta, usted puede ser entrado en una rifa de una tarjeta de regalo de \$25 para Food Lion. Para poder entrarlo, de su nombre y información de contacto en la caja de comentario al final de la encuesta.

* 1. **¡REQUERIDO!** ¿En qué código postal/ciudad en el condado de Randolph vives?

- | | |
|--|---|
| <input type="radio"/> 27263 Archdale / High Point | <input type="radio"/> 27316 Ramseur |
| <input type="radio"/> 27203 Asheboro | <input type="radio"/> 27317 Randleman |
| <input type="radio"/> 27205 Asheboro | <input type="radio"/> 27431 Seagrove |
| <input type="radio"/> 27233 Climax | <input type="radio"/> 27350 Sophia |
| <input type="radio"/> 27239 Denton | <input type="radio"/> 27355 Staley |
| <input type="radio"/> 27248 Franklinville | <input type="radio"/> 27360 Thomasville |
| <input type="radio"/> 27298 Liberty | <input type="radio"/> 27370 Trinity |
| <input type="radio"/> 27313 Pleasant Garden | <input type="radio"/> N/A |
| <input type="radio"/> Otro (por favor especificar) | |

* 2. **¡REQUERIDO!** Cuando lea las declaraciones a continuación, piense en el vecindario o parte de la ciudad donde vive.

¿Cuánto está de acuerdo o en desacuerdo con la declaración?

Muy en Desacuerdo


Desacuerdo

En de Acuerdo

Muy de Acuerdo

Mi comunidad tiene cuidado de salud que esta bueno.

(Considerar en el costo, cualidad, el numero de opciones, y la disponibilidad donde usted vive.)



Mi comunidad es un lugar bueno para criar hijos.

(Considerar en la accesibilidad, la cualidad y seguridad de las escuelas, programas de cuidado infantil, programas despues de la escuela, y lugares donde puedan jugar donde usted vive.)

Muy en Desacuerdo

Desacuerdo

En de Acuerdo

Muy de Acuerdo

Mi comunidad es un buen lugar para envejecer.

(Considerar en la vivienda para personas mayores, transportación a los servicios medicales, recreación, y servicios para las personas mayores donde usted vive.)

Mi comunidad ofrece oportunidades económicas.

(Considerar en el numero de trabajos y la cualidad que ofrece un salario digno, entrenamiento de trabajo/oportunidades de educación superior, y la disponibilidad de viviendas económicas donde usted vive.)

Mi comunidad es un lugar seguro para vivir.

(Considerar en como se siente de seguro en su casa, en el trabajo, en las escuelas, en los parques infantiles, los parques, y el centro comercial donde usted viva, trabaje, y juegas.)

Mi comunidad proporciona ayuda a las personas en momentos de necesidad.

(Considerar en las viviendas, comunidades de fe, la dispensa de alimentos, vivienda temporal, y programa de asistencia financiera donde usted viva.)



* 3. **¡REQUERIDO!** A continuación se presentan cuestiones que pueden afectar la **calidad de vida** de muchas comunidades. Pensando en donde usted vive, por favor elija las cuatro (4) áreas que usted piensa que necesita la más atención.

- Económica / Seguridad Financiera
(Más trabajos con mejor pago, programas de trabajo, asesoramiento profesional, cuidado infantil de alta calidad, etc.)
- La Transportación
(Transportación pública, acceso a un transporte confiable, carreteras seguras, etc.)
- Vivienda segura y económico
(Hogares/apartamentos económicos y de calidad; hogares que no tengan moho, plomo, asbesto, y sustancias nocivas.)
- Educación / Escuelas
(Mejores escuelas, programas que ayuden a niños y adolescentes que hagan bien en la escuela, mejores tasas de graduación, etc.)
- Seguro de Salud Económico
(Económico de seguro de salud con copagos más bajos)
- Viviendas Seguras
(Viviendas con baja criminalidad, las aceras en buen estado, comunidades con acceso a air limpio y agua, lugares seguros para que los niños puedan jugar, etc.)
- Opciones de Comida Saludables y Económicos
(Más acceso a opciones de comida saludable y económica, etc.)
- El Urbanismo
(Tratamiento justo y participación de todas las personas en la ciudad/planificación de vecindarios)
- El Espacio Verde
(Parques, parques infantiles, vías verdes, y otros espacios para promocionar salud mental, física, y ambiental.)

* 4. **¡REQUERIDO!** A continuación se indican **problemas de mantenimiento** a frente a todas la comunidades. Pensando en donde usted vive, por favor elija las cuatro (4) areas que usted piensa que necesita la más atención.

- Prevención de Lesiones
(Accidentes automovilísticos, lesiones cerebrales traumáticas, ahogos, etc.)
- Prevención de VIH/ETS
(Pruebas y tratamiento de VIH, la clamidia, gonorrea, sífilis, otros ETS, etc.)
- Embarazos Saludables
(Control de natalidad asequible, atención prenatal, bajo peso al nacer, bebés prematuros, mortalidad infantil, etc.)
- Ambiental Saludable
(Tierra, agua, aire limpia, etc.)
- Desorden de Uso de Sustancias
(Alcohol, opioides, medicamento con receta, otras drogas, etc.)
- Prevención de Violencia
(Intimidación, violencia domestica, maltrato infantil, asalto, asesinato, etc.)
- Acceso a el Cuidado
(Atención asequible, horarios flexible, servicios de especialidad como dental, visión,, oído, etc.)
- Salud Mental
(Ansiedad, depresión, suicidio, trastorno bi-polar, etc.)
- Prevención de Enfermedades Crónicas a través de Opciones Saludables
(Comiendo saludable, actividad física, no fumar, etc.)
- Emergente y re-emergente enfermedad infecciosa
(Hepatitis A, sífilis, COVID-19, etc.)

* 5. **¡REQUERIDO!** ¿Que edad tienes?

- Menor de 18
- 18-24
- 25-34
- 35-44
- 45-54
- 55-64
- 65-74
- 75-84
- 85+

* 6. **¡REQUERIDO!** ¿Con qué género te identificas?

- Mujer
- Hombre
- Otro (por favor especifica)

* 7. **¡REQUERIDO!** ¿Cuál de estos grupos representa mejor a tu raza?

- Blanco o Causión
- Negro o Afro Americano
- Asiático o Asiático Americano
- Indio Americano o Nativo de Alaska
- Nativo de Hawai u otro isleño del Pacífico
- Otra Raza
- Otro (por favor especifica)

* 8. **¡REQUERIDO!** ¿Eres de origin Hispano/Latinx?

- Sí
- No

* 9. **¡REQUERIDO!** ¿Cuál es el ingreso de su hogar?

- \$0 - \$14,999
- \$15,000 - \$24,999
- \$25,000 - \$34,999
- \$35,000 - \$49,999
- \$50,000 - \$74,999
- \$75,000 - \$99,999
- \$100,000 - \$149,999
- Más de \$150,000

* 10. **¡REQUERIDO!** ¿Cuál es el nivel más alto de educación que ha completado?

- 12 grado o menos, sin diploma
- Graduado de Secundaria o GED
- Alguna Universidad, sin título
- Escuela de Oficios o Escuela Vocacional
- El título Universitario de Preparación Básica
- La Licenciatura
- Título Universitario avanzado más allá de la Licenciatura

* 11. **¡REQUERIDO!** ¿Cuál de las siguientes opciones describe mejor su estado actual?

- Empleado a tiempo completo
- Empleado a tiempo parcial
- Desempleado
- Cuidador / Ama de casa
- Estudiante
- Retirado
- No puede trabajar

* 12. **¡REQUERIDO!** ¿Cómo describiría su cobertura de seguro de salud actual?

- Tengo seguro y generalmente puedo pagar el cuidado
- Tengo seguro pero generalmente es demasiado caro obtener atención cuando la necesito
- No estoy cubierto por ningún seguro/plan de salud
- No lo sé / no estoy seguro
- Otro (por favor especifica)

13. ¿Qué problemas tienen el mayor efecto en la **calidad de vida** de su comunidad?

14. ¿Cuáles son los **problemas de salud** más importantes en su comunidad?

15. Al pensar en su salud, ¿qué desafíos enfrenta para conseguir cuidado?

16. Si usted gustaria entrar a la rifa para una tarjeta de regalo de \$25 para Food Lion, por favor entre su nombre y un numero de teléfono para llamarle.

Nombre (primer, apellido)

Numero de teléfono



2022 Community Health Assessment - Key Informant Survey

As a community leader in Randolph County, you have been selected to provide input for the 2022 Randolph County Community Health Assessment. Your position in the community gives you valuable insight into this process. *Completing this survey takes approximately 11 minutes.*

NOTE: You do NOT have to live in Randolph County to complete this survey.

* 1. Please indicate how strongly you agree or disagree with the following **quality of life statements**.

	Strongly Disagree	Disagree	Agree	Strongly Agree
Randolph County is a good place to raise children.	<input type="radio"/>	<input type="radio"/>	<input type="radio"/>	<input type="radio"/>
Randolph County is a good place to age.	<input type="radio"/>	<input type="radio"/>	<input type="radio"/>	<input type="radio"/>
There is enough economic opportunity in Randolph County.	<input type="radio"/>	<input type="radio"/>	<input type="radio"/>	<input type="radio"/>
There is enough support & help for Randolph County individuals & families during times of crisis.	<input type="radio"/>	<input type="radio"/>	<input type="radio"/>	<input type="radio"/>
There is a good healthcare system in Randolph County.	<input type="radio"/>	<input type="radio"/>	<input type="radio"/>	<input type="radio"/>
Randolph County offers recreational opportunities for all ages (parks, libraries, senior centers, community centers).	<input type="radio"/>	<input type="radio"/>	<input type="radio"/>	<input type="radio"/>
Randolph County offers a good quality of life for all ages.	<input type="radio"/>	<input type="radio"/>	<input type="radio"/>	<input type="radio"/>

* 2. Please rate how significant each of the following contributing factors are related to the **social economic issue** of **AGING SERVICES** as a current community problem in Randolph County.

	Not at all significant	Somewhat significant	Very significant	Unsure
Daily in-home services (personal care, housekeeping, errands)	<input type="radio"/>	<input type="radio"/>	<input type="radio"/>	<input type="radio"/>
Specialized services (hearing aids, adult day care, assisted living)	<input type="radio"/>	<input type="radio"/>	<input type="radio"/>	<input type="radio"/>
Financial services (affordability of health insurance)	<input type="radio"/>	<input type="radio"/>	<input type="radio"/>	<input type="radio"/>
Physical, wellness, & social activities	<input type="radio"/>	<input type="radio"/>	<input type="radio"/>	<input type="radio"/>

* 3. Please rate how significant each of the following contributing factors are related to the **social economic issue** of **CHILD CARE SERVICES** as a current community problem in Randolph County.

	Not at all significant	Somewhat significant	Very significant	Unsure
Availability	<input type="radio"/>	<input type="radio"/>	<input type="radio"/>	<input type="radio"/>
Affordability	<input type="radio"/>	<input type="radio"/>	<input type="radio"/>	<input type="radio"/>
Quality	<input type="radio"/>	<input type="radio"/>	<input type="radio"/>	<input type="radio"/>

* 4. Please rate how significant each of the following contributing factors are related to the **social economic issue** of **SOCIAL DISPARITIES** as a current community problem in Randolph County.

Social Disparities Definition - *The differences between certain segments of the population in terms of access and usage of core benefits such as healthcare and internet. Such differences include socioeconomic status (education, income), race, gender, and age. When individuals of one demographic have fewer opportunities to engage with structural elements of society, there is said to be a social/structural disparity at play.*

	Not at all significant	Somewhat significant	Very significant	Unsure
Education	<input type="radio"/>	<input type="radio"/>	<input type="radio"/>	<input type="radio"/>
Health	<input type="radio"/>	<input type="radio"/>	<input type="radio"/>	<input type="radio"/>
Employment	<input type="radio"/>	<input type="radio"/>	<input type="radio"/>	<input type="radio"/>
Racism	<input type="radio"/>	<input type="radio"/>	<input type="radio"/>	<input type="radio"/>

* 5. Please rate how significant each of the following contributing factors are related to the **social economic issue** of **EDUCATION (K-12)** as a current community problem in Randolph County.

	Not at all significant	Somewhat significant	Very significant	Unsure
Graduation rates	<input type="radio"/>	<input type="radio"/>	<input type="radio"/>	<input type="radio"/>
Illiteracy	<input type="radio"/>	<input type="radio"/>	<input type="radio"/>	<input type="radio"/>
Quality	<input type="radio"/>	<input type="radio"/>	<input type="radio"/>	<input type="radio"/>

* 6. Please rate how significant each of the following contributing factors are related to the **social economic issue** of **NEGLECT OR ABUSE** as a current community problem in Randolph County.

	Not at all significant	Somewhat significant	Very significant	Unsure
Child neglect or abuse	<input type="radio"/>	<input type="radio"/>	<input type="radio"/>	<input type="radio"/>
Elder neglect or abuse	<input type="radio"/>	<input type="radio"/>	<input type="radio"/>	<input type="radio"/>
Domestic violence	<input type="radio"/>	<input type="radio"/>	<input type="radio"/>	<input type="radio"/>
Sexual violence (rape, sexual abuse)	<input type="radio"/>	<input type="radio"/>	<input type="radio"/>	<input type="radio"/>

7. If there is another **social economic issue(s)** of concern in Randolph County, but not mentioned, use the text box to describe the issue. Please rate the level of significance.

OTHER

	Not at all significant	Somewhat significant	Very significant	Unsure
Other	<input type="radio"/>	<input type="radio"/>	<input type="radio"/>	<input type="radio"/>

Other (please specify)

* 8. Please rate how significant each of the following contributing factors are related to the **health-related issue** of **DENTAL SERVICES** as a current community problem in Randolph County.

	Not at all significant	Somewhat significant	Very significant	Unsure
Access	<input type="radio"/>	<input type="radio"/>	<input type="radio"/>	<input type="radio"/>
Affordability	<input type="radio"/>	<input type="radio"/>	<input type="radio"/>	<input type="radio"/>
Quality	<input type="radio"/>	<input type="radio"/>	<input type="radio"/>	<input type="radio"/>

* 9. Please rate how significant each of the following contributing factors are related to the **health-related issue** of **HEALTH BEHAVIORS** as a current community problem in Randolph County.

	Not at all significant	Somewhat significant	Very significant	Unsure
Obesity	<input type="radio"/>	<input type="radio"/>	<input type="radio"/>	<input type="radio"/>
Unintended pregnancy	<input type="radio"/>	<input type="radio"/>	<input type="radio"/>	<input type="radio"/>
Tobacco, alcohol, or drug use	<input type="radio"/>	<input type="radio"/>	<input type="radio"/>	<input type="radio"/>

* 10. Please rate how significant each of the following contributing factors are related to the **health-related issue** of **HEALTHY FOOD AVAILABILITY** as a current community problem in Randolph County.

	Not at all significant	Somewhat significant	Very significant	Unsure
Availability	<input type="radio"/>	<input type="radio"/>	<input type="radio"/>	<input type="radio"/>
Affordability	<input type="radio"/>	<input type="radio"/>	<input type="radio"/>	<input type="radio"/>
Quality	<input type="radio"/>	<input type="radio"/>	<input type="radio"/>	<input type="radio"/>
Locally sourced	<input type="radio"/>	<input type="radio"/>	<input type="radio"/>	<input type="radio"/>

* 11. Please rate how significant each of the following contributing factors are related to the **health-related issue** of **CLINICAL HEALTH SERVICES** as a current community problem in Randolph County.

	Not at all significant	Somewhat significant	Very significant	Unsure
Access	<input type="radio"/>	<input type="radio"/>	<input type="radio"/>	<input type="radio"/>
Affordability	<input type="radio"/>	<input type="radio"/>	<input type="radio"/>	<input type="radio"/>
Quality	<input type="radio"/>	<input type="radio"/>	<input type="radio"/>	<input type="radio"/>

* 12. Please rate how significant each of the following contributing factors are related to the **health-related issue** of **MENTAL HEALTH SERVICES** as a current community problem in Randolph County.

	Not at all significant	Somewhat significant	Very significant	Unsure
Access	<input type="radio"/>	<input type="radio"/>	<input type="radio"/>	<input type="radio"/>
Affordability	<input type="radio"/>	<input type="radio"/>	<input type="radio"/>	<input type="radio"/>
Quality	<input type="radio"/>	<input type="radio"/>	<input type="radio"/>	<input type="radio"/>

* 13. Please rate how significant each of the following contributing factors are related to the **health-related issue** of **SPECIAL NEEDS OR DEVELOPMENTAL SERVICES** as a current community problem in Randolph County.

	Not at all significant	Somewhat significant	Very significant	Unsure
Access	<input type="radio"/>	<input type="radio"/>	<input type="radio"/>	<input type="radio"/>
Affordability	<input type="radio"/>	<input type="radio"/>	<input type="radio"/>	<input type="radio"/>
Quality	<input type="radio"/>	<input type="radio"/>	<input type="radio"/>	<input type="radio"/>

14. If there is another **health related issue(s)** of concern in Randolph County, but not mentioned, use the text box to describe the issue. Please rate the level of significance.

OTHER

	Not at all significant	Somewhat significant	Very significant	Unsure
Other	<input type="radio"/>	<input type="radio"/>	<input type="radio"/>	<input type="radio"/>

Other (please specify)

* 15. Please rate how significant each of the following contributing factors are related to the **physical environment issue** of **HOUSING** as a current community problem in Randolph County.

	Not at all significant	Somewhat significant	Very significant	Unsure
Affordability	<input type="radio"/>	<input type="radio"/>	<input type="radio"/>	<input type="radio"/>
Homelessness	<input type="radio"/>	<input type="radio"/>	<input type="radio"/>	<input type="radio"/>
Substandard housing	<input type="radio"/>	<input type="radio"/>	<input type="radio"/>	<input type="radio"/>

* 16. Please rate how significant each of the following contributing factors are related to the **physical environment issue** of **RECREATIONAL OPPORTUNITIES** as a current community problem in Randolph County.

	Not at all significant	Somewhat significant	Very significant	Unsure
Access	<input type="radio"/>	<input type="radio"/>	<input type="radio"/>	<input type="radio"/>
Quality	<input type="radio"/>	<input type="radio"/>	<input type="radio"/>	<input type="radio"/>

* 17. Please rate how significant each of the following contributing factors are related to the **physical environment issue** of **ENVIRONMENT** as a current community problem in Randolph County.

	Not at all significant	Somewhat significant	Very significant	Unsure
Pollution (<i>air, water, land</i>)	<input type="radio"/>	<input type="radio"/>	<input type="radio"/>	<input type="radio"/>
Natural disaster preparedness	<input type="radio"/>	<input type="radio"/>	<input type="radio"/>	<input type="radio"/>
Road maintenance	<input type="radio"/>	<input type="radio"/>	<input type="radio"/>	<input type="radio"/>

* 18. Please rate how significant each of the following contributing factors are related to the **physical environment issue** of **TRANSPORTATION** as a current community problem in Randolph County.

	Not at all significant	Somewhat significant	Very significant	Unsure
Public transportation options	<input type="radio"/>	<input type="radio"/>	<input type="radio"/>	<input type="radio"/>
Long commute (<i>over 30 minutes</i>)	<input type="radio"/>	<input type="radio"/>	<input type="radio"/>	<input type="radio"/>

* 19. Please rate how significant each of the following contributing factors are related to the **physical environment issue** of **COMMUNITY SAFETY** as a current community problem in Randolph County.

	Not at all significant	Somewhat significant	Very significant	Unsure
Violent crime (<i>rape, murder, assault</i>)	<input type="radio"/>	<input type="radio"/>	<input type="radio"/>	<input type="radio"/>
Neighborhood safety	<input type="radio"/>	<input type="radio"/>	<input type="radio"/>	<input type="radio"/>

20. If there is another **physical environment issue(s)** of concern in Randolph County, but not mentioned, use the text box to describe the issue. Please rate the level of significance.

OTHER

	Not at all significant	Somewhat significant	Very significant	Unsure
Other	<input type="radio"/>	<input type="radio"/>	<input type="radio"/>	<input type="radio"/>

Other (please specify)

21. What additional issues do you see emerging in Randolph County?

* 22. Do you think that progress from the following 2019 priority issues are improving, remained the same, OR have grown more severe? **PROGRESS ON 2019 PRIORITY ISSUES**

	Improving	Remain the same	More severe	Unsure
Early & middle childhood	<input type="radio"/>	<input type="radio"/>	<input type="radio"/>	<input type="radio"/>
Mental health	<input type="radio"/>	<input type="radio"/>	<input type="radio"/>	<input type="radio"/>
Health-related quality of life & well-being	<input type="radio"/>	<input type="radio"/>	<input type="radio"/>	<input type="radio"/>

* 23. What ways have you seen the results from the 2019 Community Health Assessment being utilized. Check all that apply.

- Program planning
- Strategic planning
- Grant writing
- Advocacy initiatives
- Public policy initiatives
- Budget allocation decisions
- Staff &/or board education
- None
- Other

Other (please specify)

KEY INFORMANT DEMOGRAPHIC INFORMATION

* 24. What best describes **your area of work or expertise**? Check all that apply.

- Business
- Local government or elected official
- Employment & economic development
- Education
- Faith community
- Healthcare
- Housing
- Human services
- Law enforcement or court system
- Transportation
- Other

Other (please specify)

* 25. What is your **gender**?

- Female
- Male
- Other

* 26. What is your **race**?

- Asian or Pacific Islander
- Black, African American
- Native American
- White
- Other

Other (please specify)

27. Are you of Hispanic / Latinx origin?

- Yes
- No

* 28. What is the **highest level of school** you have completed?

- 12th grade or less, no diploma
- High school graduate or GED
- Associate's degree or technical school
- Four-year college graduate
- Graduate school or higher

29. In which zip code in Randolph County do you **live**?

- | | |
|--|--|
| <input type="checkbox"/> 27203 Asheboro | <input type="checkbox"/> 27316 Ramseur |
| <input type="checkbox"/> 27205 Asheboro | <input type="checkbox"/> 27317 Randleman |
| <input type="checkbox"/> 27233 Climax | <input type="checkbox"/> 27341 Seagrove |
| <input type="checkbox"/> 27239 Denton | <input type="checkbox"/> 27350 Sophia |
| <input type="checkbox"/> 27248 Franklinville | <input type="checkbox"/> 27355 Staley |
| <input type="checkbox"/> 27263 Archdale / High Point | <input type="checkbox"/> 27360 Thomasville |
| <input type="checkbox"/> 27298 Liberty | <input type="checkbox"/> 27370 Trinity |
| <input type="checkbox"/> 27313 Pleasant Garden | <input type="checkbox"/> N/A |

Other (please specify)

30. In which zip code in Randolph County do you **work**?

- | | |
|--|--|
| <input type="checkbox"/> 27203 Asheboro | <input type="checkbox"/> 27316 Ramseur |
| <input type="checkbox"/> 27205 Asheboro | <input type="checkbox"/> 27317 Randleman |
| <input type="checkbox"/> 27233 Climax | <input type="checkbox"/> 27341 Seagrove |
| <input type="checkbox"/> 27239 Denton | <input type="checkbox"/> 27350 Sophia |
| <input type="checkbox"/> 27248 Franklinville | <input type="checkbox"/> 27355 Staley |
| <input type="checkbox"/> 27263 Archdale / High Point | <input type="checkbox"/> 27360 Thomasville |
| <input type="checkbox"/> 27298 Liberty | <input type="checkbox"/> 27370 Trinity |
| <input type="checkbox"/> 27313 Pleasant Garden | <input type="checkbox"/> N/A |

Other (please specify)

31. How many years have you **lived** in Randolph County

- <1 (less than a year)

Number of years

32. How many years have you **worked** in Randolph County

- <1 (less than a year)

Number of years

33. NAME (first, last) - OPTIONAL

Welcome and Introductions (20 minutes)

- Welcome**
- Thank the group for participating**
 - Thank you all for taking time out of your busy day to be here for the Mental Health Focus Group. We know your time is valuable and we appreciate your interest and participation.
- Introductions of the CHA team**
 - My name is _____, your organization, your role for the day
 - We are all part of the Community Health Assessment Executive Committee responsible for conducting and writing up the final Community Health Assessment report for Randolph County.
- Ice-breaker/ Introductions of the participants**
 - Name
 - Organization
 - Tell the group something good that happened to you this week

Consent review (2 minutes)

- Anything you say in this room will remain confidential.
- The information will be summarized in reports, but your name will not be used, and you will not be identified.
- Waiver:** we will use the information gathered today in our community health assessment report but you will not be identified. The sign-in sheet had a section to give your consent.
- The session will be recorded. Your input is important and we want to make sure that we get it right.

Purpose (3 minutes)

- Expected length of time**
 - This discussion should last no more than 1.5 hours
- Purpose**
 - We are in the process of conducting a Community Health Assessment (CHA) of Randolph County. This process occurs every 3 years and the purpose of this assessment is to
 - Evaluate the health status of each county in relation to the state's health objectives as well as peer counties;
 - Identify and prioritize health issues that may pose a threat to the health of the community;
 - Develop strategies to address priority community health concerns.
- The CHA Executive Committee is preparing the final piece of the assessment which is a focus group on mental health in Randolph County.**
 - Mental Health was picked by the Advisory Committee as a priority topic in Randolph County. We created a list of key informants we wanted to include in this discussion to inform us and the community of what needs to be addressed related to mental health. As you all have experience working in the area of mental health, we felt you would have excellent feedback to provide in this focus group. The information you provide will be used by our group in our CHA report and assist the county in improving current programs/planning

Ground Rules (3 minutes)

1. Please turn off cell phones
2. Having an effective group discussion requires input from everyone
3. All perspectives are valued, be respectful of other opinions
4. Please avoid side conversations
5. The facilitator will try to allow all who have something to say to do so
6. In the interest of time, the facilitator may determine discussion is over and move to the next issue
7. Help protect others' privacy by not discussing details outside the group

Question Portion (50 minutes)

Core Questions: (30mins)

1. The key Informant mental health survey results showed **TRANSPORTATION** as one of the top three challenges to improving mental health in Randolph County. What does that mean to you? (5mins)
2. The key Informant mental health survey results showed **AFFORDABILITY** as one of the top three challenges to improving mental health in Randolph County. What does that mean to you? (5mins)
3. The key Informant mental health survey results showed **PROVIDER AVAILABILITY** as one of the top three challenges to improving mental health in Randolph County. What does that mean to you? (5mins)
4. What health disparities do you notice in your community related to mental health? (10mins)
 - [Health Disparities definition:](#)
"Health disparities are preventable differences in the burden of disease, injury, violence, or opportunities to achieve optimal health that are experienced by socially disadvantaged populations"- CDC
5. Can you share any programs and/or initiatives aimed at reducing the stigma around mental health? (5mins)

If we have extra time questions (20mins- 5 mins each)

1. Do you know of any programs/resources outside of Randolph County that have been successful at reducing stigma and/or leading people to seek mental health services?
2. Can you explain what screenings by primary care providers mean? Do you know what they do with a positive screening?
3. Please define what the term "peer support" means to you in the context of mental health. What does a peer support program look like to you?
4. How are employee health policies effectively addressing mental health for employees?

Summary and Closing Comments (10 minutes)

- Let's take a few minutes to reflect on the responses you all provided today
 - Recap themes
- This is your opportunity to clarify any of your thoughts or provide additional/alternative responses.
- Thank you** for your participation in this focus group discussion. You have all raised several great points for us to consider. We will look at what you have told us and use this information in our community health assessment final report.

APPENDIX B: Primary Data Findings

METHODOLOGY

SAMPLING FRAME: Respondents were eligible to participate in the survey if they were residents of Randolph County. The survey is designed to target adults. The population of Randolph County is estimated to be 144,171 with approximately 22% (~31,717) of residents to be under the age of 18. Therefore, approximately 112,454 residents were targeted to participate in the survey.

SAMPLING METHODS: The executive committee decided to use convenience sampling to reach as many residents as possible. To ensure the voices of sub-populations were included, locations to promote the community health assessment were identified based on zip code, income level, age, gender, race, ethnicity, and education level. Examples included programs serving senior citizens, libraries, medical offices, as well as churches.

SURVEY MODE: The survey was available to the public for two weeks in September 2022. Randolph County Public Health, Randolph Health, and community partners distributed surveys through email listservs, social media, organizations, events, and different physical community locations. Additionally, flyers with a QR code to a digital version were posted in these locations. Surveys were available in English and Spanish. Surveys were self-administered and anonymous.

SAMPLE SIZE: The advisory committee successfully sampled 0.46% (n=520) of the adult population (n=112,454).

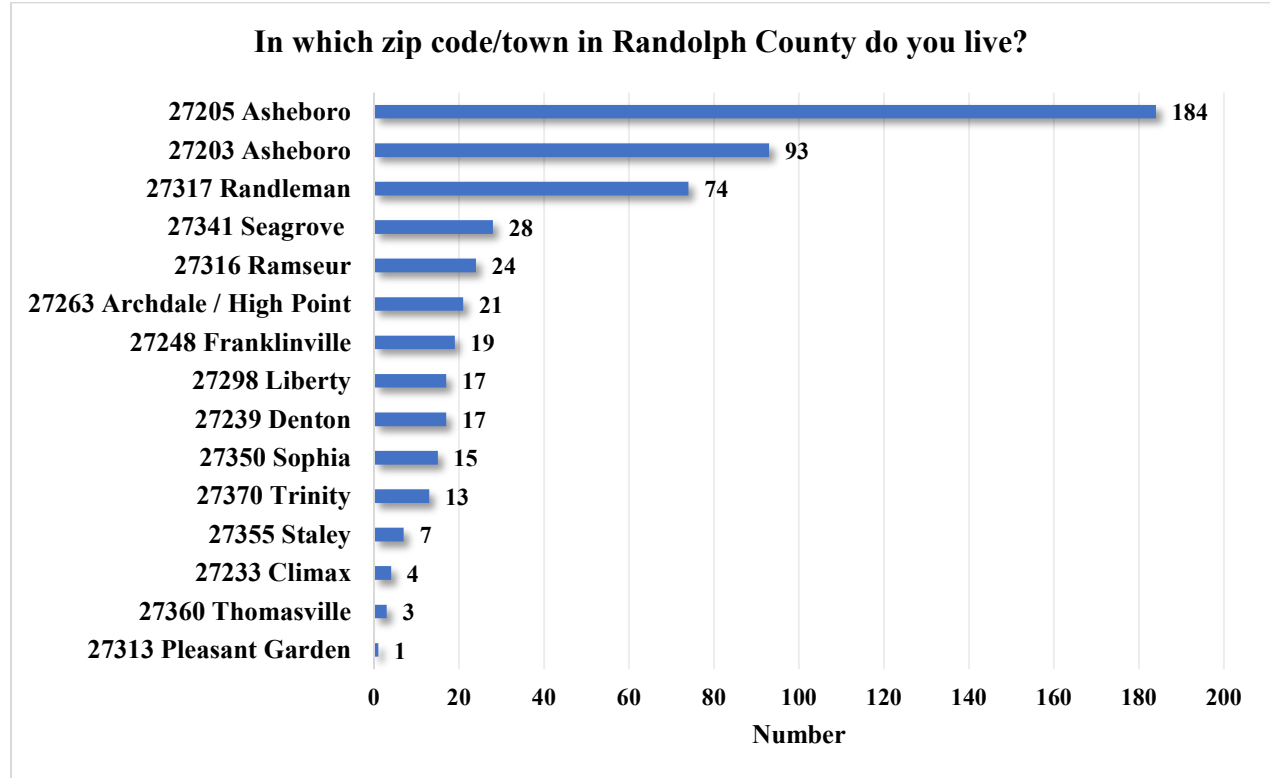
MARGIN OF ERROR AND CONFIDENCE LEVEL: Because the sample size was 520 respondents, there is a 4.29% margin of error that the probability of the sample accurately reflects the adult population of Randolph County. This means there is a 95% likelihood (give or take 4.29%) that the entire adult population of Randolph County would respond similarly to these survey questions.

COMMUNITY OPINION SURVEY ANALYSIS

QUESTION 1

Residency in Randolph County

Respondents were asked to identify which zip code/town they live in Randolph County. Of the 520 respondents, all responded to this question.



QUESTION 2

Community Quality of Life

Respondents were asked to review quality of life statements regarding the neighborhood or part of town where they live. All 520 respondents answered this question.

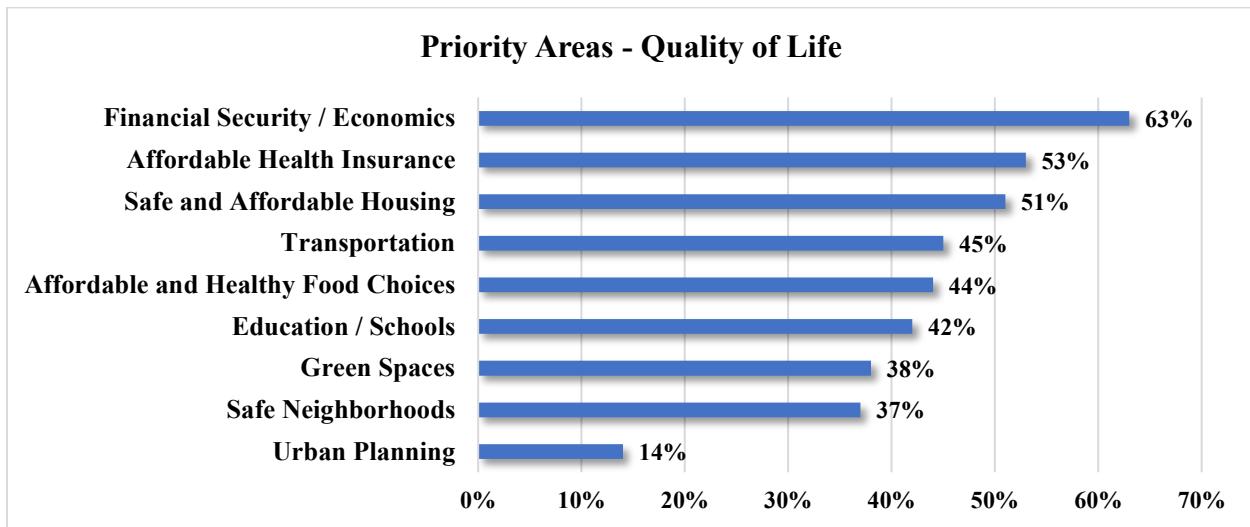
The following are issues that can impact quality of life for many communities. When thinking about where you live, please choose the FOUR (4) areas you think need the most attention.				
	Strongly Agree	Agree	Disagree	Strongly Disagree
My community has good health care.	8%	62%	23%	6%
My community is a good place to raise children.	22%	63%	12%	2%
My community is a good place to grow old.	21%	55%	19%	4%
My community offers economic opportunity.	6%	49%	36%	9%

My community is safe place to live.	15%	68%	13%	3%
My community provides help for people during times of need.	13%	64%	17%	5%

QUESTION 3

Issue Impacting Quality of Life

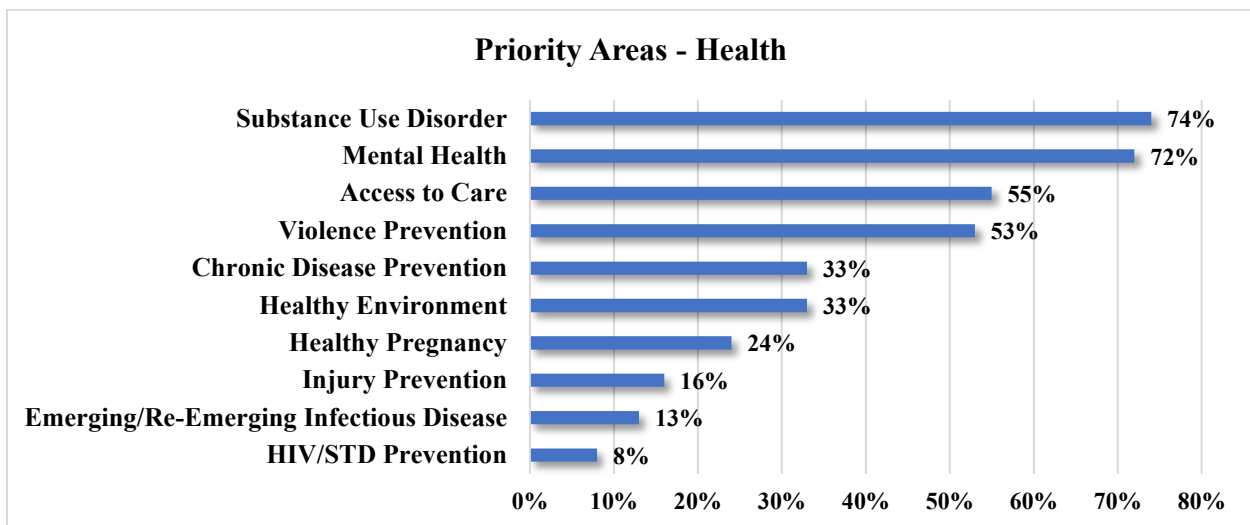
Respondents were provided a list of issues that impact quality of life. They were asked to choose four quality of life issues that need the most attention.



QUESTION 4

Health Issues Impacting Community

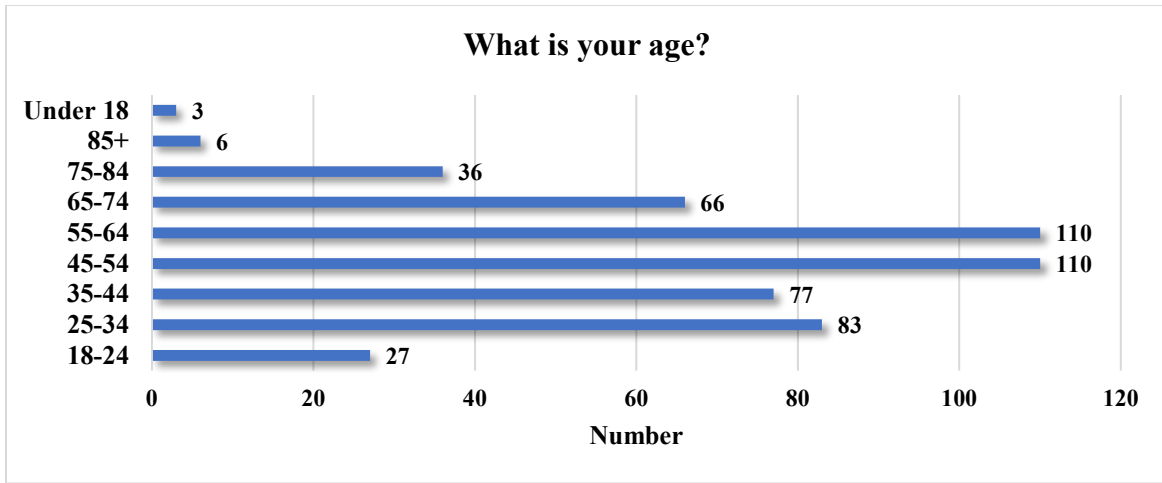
Respondents were provided a list of health issues impacting communities. They were asked to choose four health issues that need the most attention.



QUESTION 5

Age

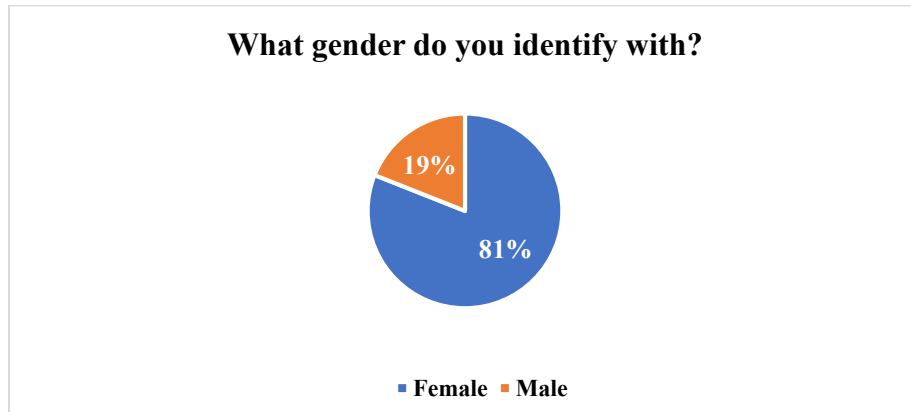
Respondents were asked to report their age. Out of 520 respondents, only 518 answered this question.



QUESTION 6

Gender

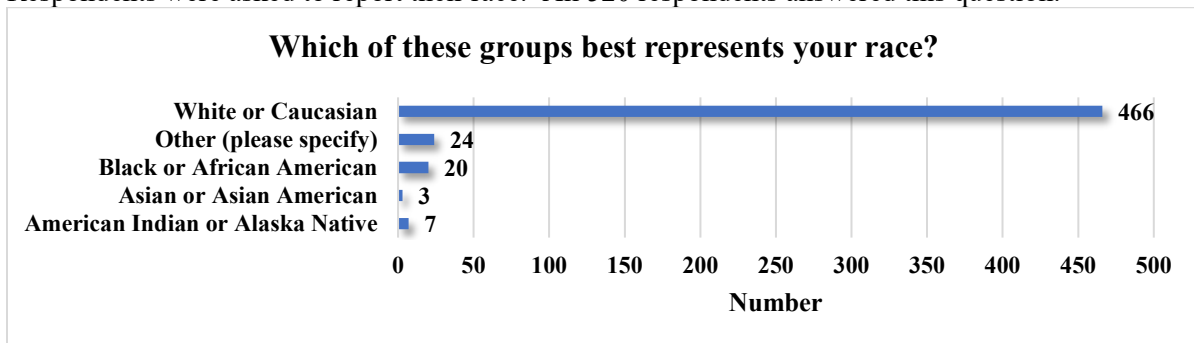
Respondents were asked to report their gender. Out of 520 respondents, only 519 answered this question. Females (n=420), Males (n=99)



QUESTION 7

Race

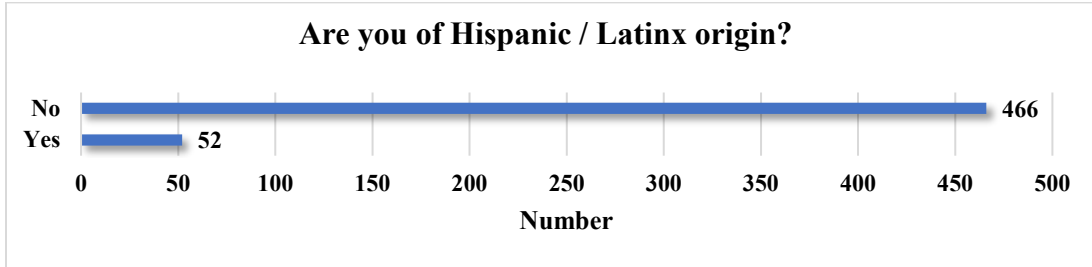
Respondents were asked to report their race. All 520 respondents answered this question.



QUESTION 8

Ethnicity

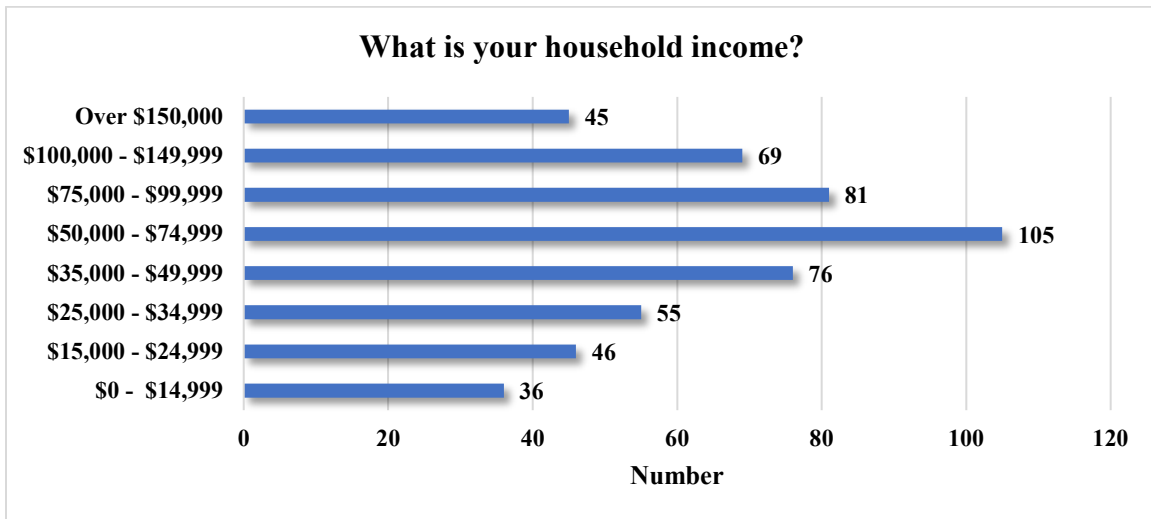
Respondents were asked to report their ethnicity. Out of 520 respondents, only 518 answered the question.



QUESTION 9

Household Income

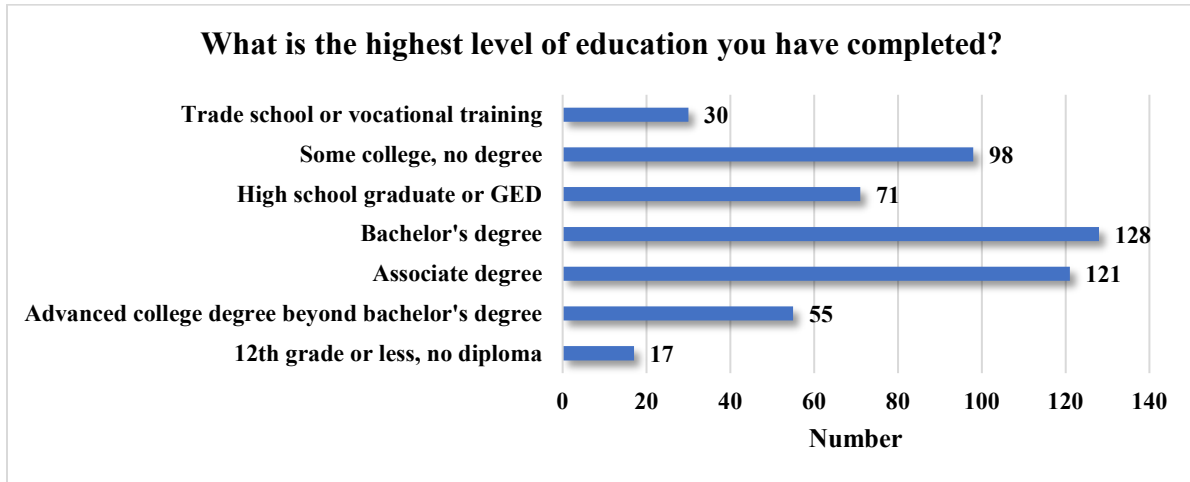
Respondents were asked to report their household income. Out of 520 respondents, 513 answered the question.



QUESTION 10

Education

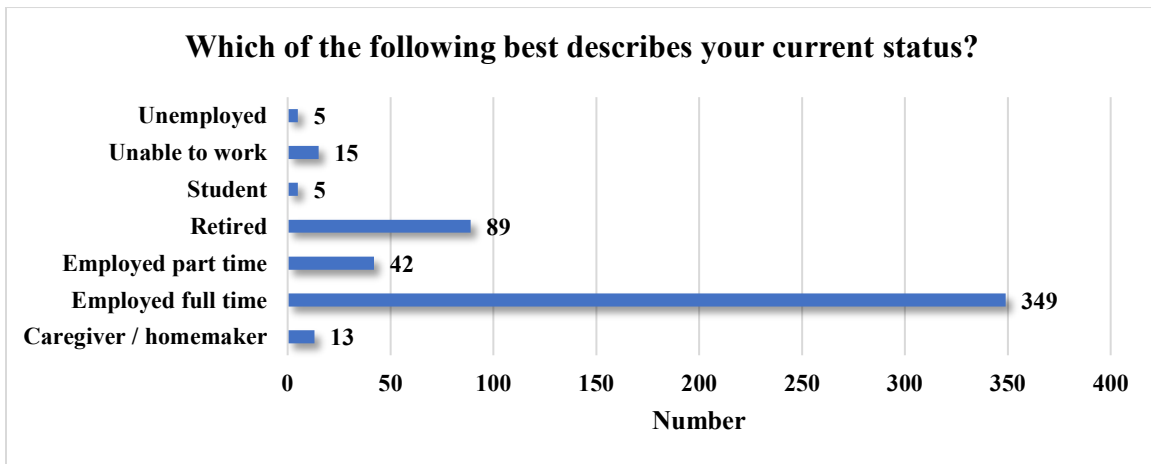
Respondents were asked to report their highest level of education completed. All 520 respondents answered the question.



QUESTION 11

Employment

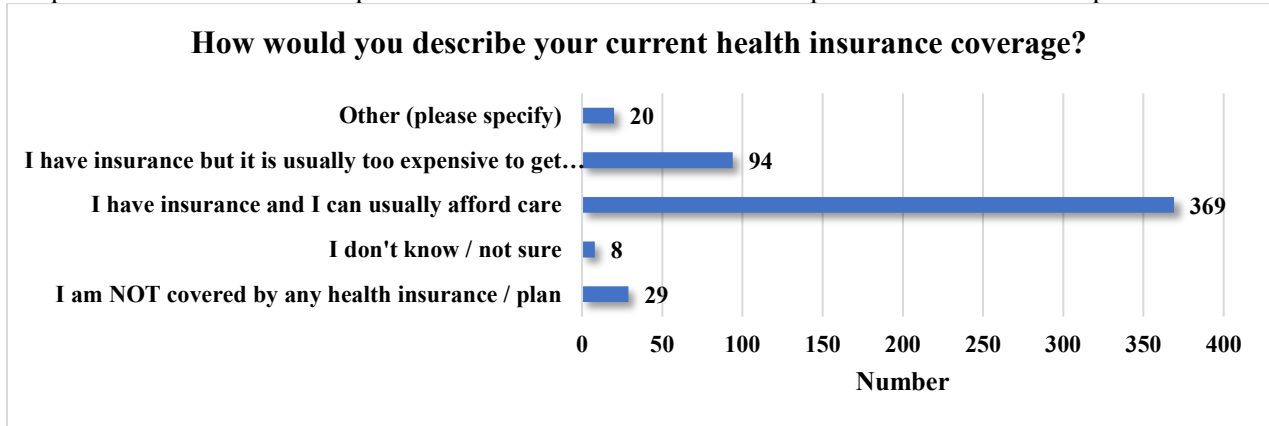
Respondents were asked to report their employment status. Out of 520 respondents, 518 answered the question.



QUESTION 12

Insurance

Respondents were asked to report their insurance status. All 520 respondents answered the question.



QUESTION 13

Issues Affecting Quality of Life

Respondents were invited to share any additional thoughts on issues having the greatest effect on quality of life. Out of 520 respondents, 373 provided a response to this open-ended question. As these responses are qualitative data points, themes were identified and coded for analysis. Some statements included multiple categories.

Categorical Summary:

Healthcare (n=63)

Substance Use (n=59)

Employment (n=50)

Housing (n=43)

Safety (n=42)

Behavioral Health (n=27)

Transportation (n=23)

Food Access (n=21)

Green Spaces (n=15)

Senior Center (n=10)

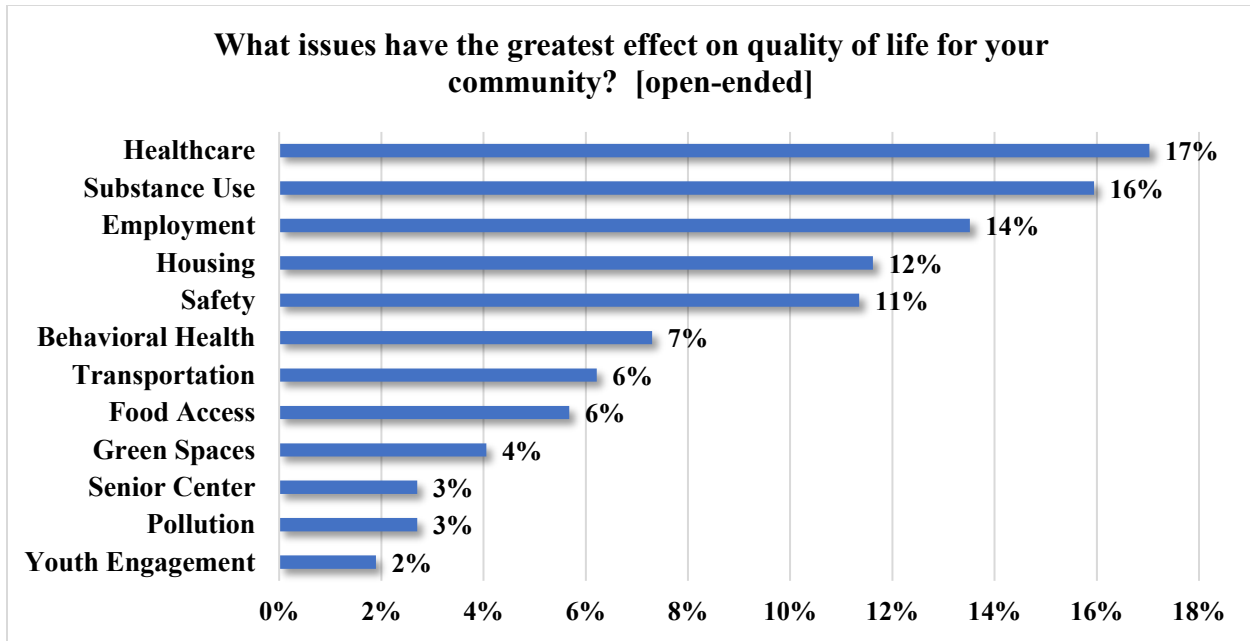
Pollution (n=10)

Youth Engagement (n=7)

Survey Statements:

- Healthcare
 - *Affordable care for non-Medicaid patients.*
 - *Access to good doctors and health facilities.*
 - *People not getting care due to no insurance or high co-pays.*
 - *The high cost of health care and prescription drugs causing people to have to choose between medication, place to live, or food.*
 - *Not being able to afford expensive prescriptions.*
 - *Health insurance for immigrants who do not have a social security number.*
- Substance Use
 - *Drug abuse and mental health issues.*
 - *I feel as though there is an increase in drug use in my community. Someone overdosed while driving near my house. I worry that this issue also coincides with limited access and treatment to mental health as well as an increase in crime.*
 - *Mental health and drug abuse is a major problem in the county.*
- Employment
 - *We need more work availability in this community. We used to have a lot of industry for jobs. We need to offer more tax breaks to bring business to Randolph.*
 - *Not finding a job they can physically do due to health or physical limitations.*

- *Income disparity, education, and availability (stores, restaurants, entertainment, health and healthcare, etc.).*
- **Housing**
 - *Limited availability of affordable housing.*
 - *Homes are run down and not kept clean, buildings are abandoned and make the community be portrayed as a high poverty area and housing is extremely expensive.*
 - *Affordable housing and too many zoning regulations prohibiting down-sized simplified living options ("tiny homes", manufactured housing, etc.).*
- **Safety**
 - *Criminal activity. Sometimes it is scary to try and walk for exercise.*
 - *Feeling safe in my neighborhood*
- **Behavioral Health**
 - *Substance abuse and mental health issues*
 - *Access to resources for mental health needs*
- **Transportation**
 - *Not having a city bus available*
 - *Public transport*
 - *Accessibility (better transportation, certain groups don't have access to community initiatives)*
- **Food Access**
 - *Having access to good healthy food*
 - *The greatest effect on quality of life in this community is a lack of healthy culture. The fast food industry is over running the community and contributing to this lack of culture.*
 - *Distance to a grocery store that people on low income can afford to buy groceries.*
- **Green Spaces**
 - *Lack of safe, active recreation (Stand Up Paddle boarding access; Greenways of sufficient length and connectedness for bicycling)*
 - *The playgrounds we have now are not taken care of and need updates, or new ones need to be constructed.*
 - *Outdoor spaces and walkability*
 - *Lack of safe streets/sidewalks for pedestrians and cyclists. Inadequate recreation and activities - example: failure to develop Deep River Trail (There's always another excuse why it was delayed again and again.) Lack of strategic zoning and land development plans.*
- **Senior Center**
 - *Senior center*
- **Pollution**
 - *Neighbors cleaning up their property, removing junk cars, junk on property that contributes to rats.*
 - *Air pollution*
 - *Clean roads, no littering. No noise pollution.*
- **Youth Engagement**
 - *Programs for youth and programs for under-educated*
 - *More places for young people. There really is not much to do in Asheboro.*
 - *Need for more quality resources to keep young people who are not athletic occupied after school.*



QUESTION 14

Most Important Health Issues

Respondents were invited to share any additional thoughts on the most important health issues in the community. Out of 520 respondents, 389 provided a response to this open-ended question. As these responses are qualitative data points, themes were identified and coded for analysis. Some statements included multiple categories.

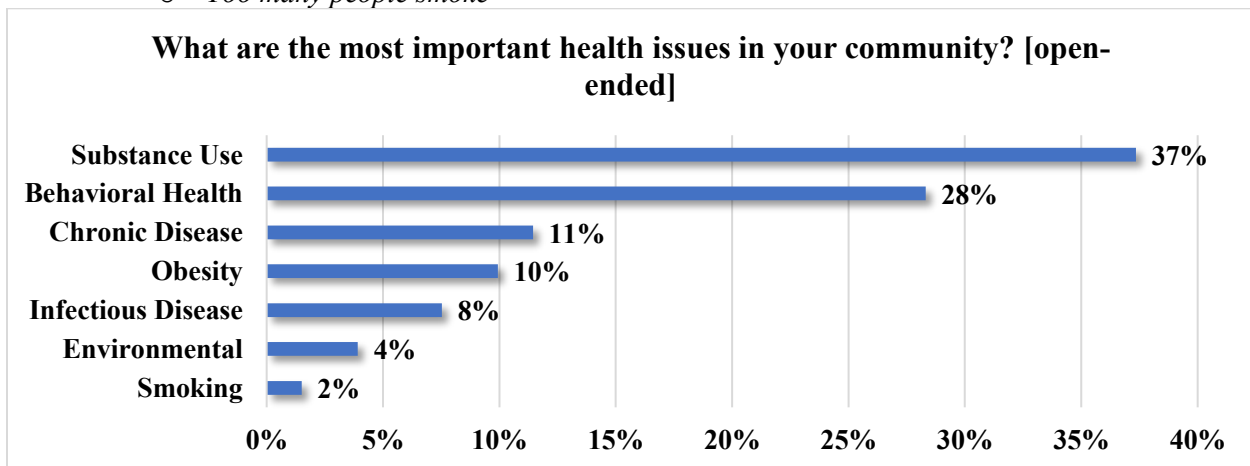
Categorical Summary:

Substance Use (n=124)
 Behavioral Health (n=94)
 Chronic Disease (n=38)
 Obesity (n=33)
 Infectious Disease (n=25)
 Environmental (n=13)
 Smoking (n=5)

Survey Statements:

- Substance Use
 - *Opioids*
 - *Drug overdose epidemic and poor health partially due to lack of access or hesitation to get medical care.*
 - *Access to affordable care. This area needs affordable services for people with different types of drug/alcohol addictions.*
- Behavioral Health
 - *Substance abuse/mental health, and lack of access to real psychiatric care.*
 - *The most important health issues in my community are substance use disorder and mental health.*
 - *Anxiety*
 - *We also have a lot of mental health issues in this community. We need more resources for this group.*
- Chronic Disease

- *Cancer and heart disease*
- *In my community I would say some of the most important health issues is COPD [chronic obstructive pulmonary disease], CHF [congestive heart failure], and especially obesity.*
- *Chronic disease and cost of continuing care*
- **Obesity**
 - *Obesity and the diseases that are associated with it.*
 - *Poor nutrition, obesity*
 - *Chronic conditions like obesity and diabetes*
- **Infectious Disease**
 - *COVID-19*
 - *Disease transmission and prevention*
 - *STDs*
- **Environmental**
 - *Safety of well water*
 - *Clean water. We have high levels of magnesium.*
 - *People burning stuff in the area*
- **Smoking**
 - *Too many people smoke*



QUESTION 15

Challenges Getting Care

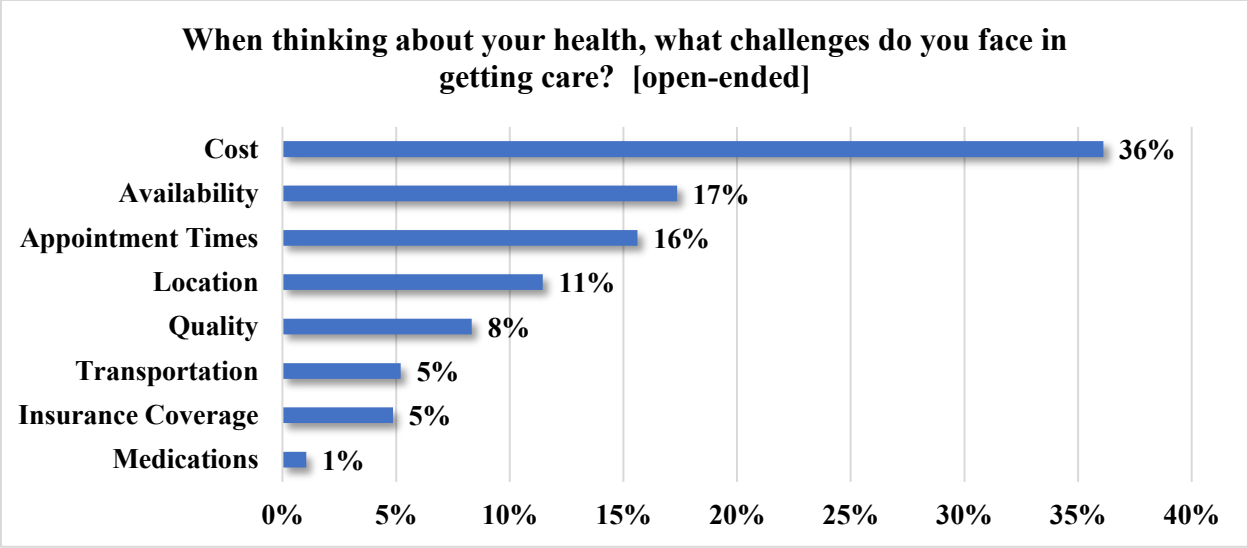
Respondents were invited to share challenges they face in getting health care. Out of 520 respondents, 374 provided a response to this open-ended question. As these responses are qualitative data points, themes were identified and coded for analysis. Some statements included multiple categories.

Categorical Summary:

- Cost (n=104)
- Availability (n=50)
- Appointment Times (n=45)
- Location (n=33)
- Quality (n=24)
- Transportation (n=15)
- Insurance Coverage (n=14)
- Medications (n=3)

Survey Statements:

- Cost
 - *Being able to pay for it. Have insurance with high deductible.*
 - *Expensive insurance with high copays and limited competent facilities and caregivers.*
 - *Cost of any specialized treatment. Preventative care is covered, but the cost of anything beyond that is awful, even with insurance.*
 - *Even with insurance, basic care can leave you with costly bills and the medical facilities want the money upfront and right away.*
- Availability
 - *Access to good, quality providers and disease specific specialist.*
 - *Trying to find a doctor I can relate to and feel comfortable with.*
 - *Lack of specialist in this area. Overworked healthcare professionals and people leaving the profession due to stressful workloads.*
 - *It is difficult to get health care appointments in a timely manner. It seems that we need more providers in the area for general care.*
- Appointment Times
 - *Long wait times, some services are not provided in Randolph County.*
 - *Cost, being able to take time off work because most healthcare offices are only open during the same hours that I work.*
 - *Hard to get an appointment*
 - *Lengthy wait to get provider appt*
- Location
 - *I have access to healthcare and insurance, However, for specialized care we are having to travel out of town.*
 - *Distance and transportation.*
 - *Transportation out of town and cost depending on procedure*
- Quality
 - *Finding qualified home health care personnel*
 - *Finding a doctor that I trust*
 - *Finding a good doctor who advocates for my care*
- Transportation
 - *Travel for handicapped individuals to local doctor appts, no services in our area even when it says they will pay for it, it doesn't exist here.*
 - *Transportation to health care.*
- Insurance Coverage
 - *Not being able to pay medical costs due to no insurance*
 - *Insurance and choice of local providers*
- Medications
 - *Medication cost*
 - *Getting Rx and understanding*



KEY INFORMANT SURVEY ANALYSIS

88 Total Respondents

Quality of Life

Respondents were asked to review quality of life statements. Out of 88 respondents, 85 answered this question.

Please indicate how strongly you agree or disagree with the following quality of life statements.				
	Strongly Agree	Agree	Disagree	Strongly Disagree
Randolph County is a good place to raise children.	31%	62%	6%	1%
Randolph County is a good place to age.	28%	66%	6%	0%
There is enough economic opportunity in Randolph County.	6%	47%	40%	8%
There is enough support & help for Randolph County individuals & families during times of crisis.	5%	38%	48%	9%
There is a good healthcare system in Randolph County.	6%	62%	27%	6%
Randolph County offers recreational opportunities for all ages (parks, libraries, senior centers, community centers).	21%	64%	14%	1%
Randolph County offers a good quality of life for all ages.	10%	70%	19%	1%

Social Economic Issues

Please rate how significant each of the following social economic issues is as a current community problem in Randolph County.

The top 5 social and economic issues that were reported as very significant were:

1. Affordability of child care services was rated as a very significant issue by 70% of respondents.
2. Financial services (aging services) was rated as a very significant issue by 67% of respondents.
3. Availability of child care services was rated as a very significant issue by 67% of respondents.
4. Quality of child care services was rated as a very significant issue by 63% of respondents.
5. Physical, wellness, and social activities (aging services) was rated as a very significant issue by 56% of respondents.

Aging Services

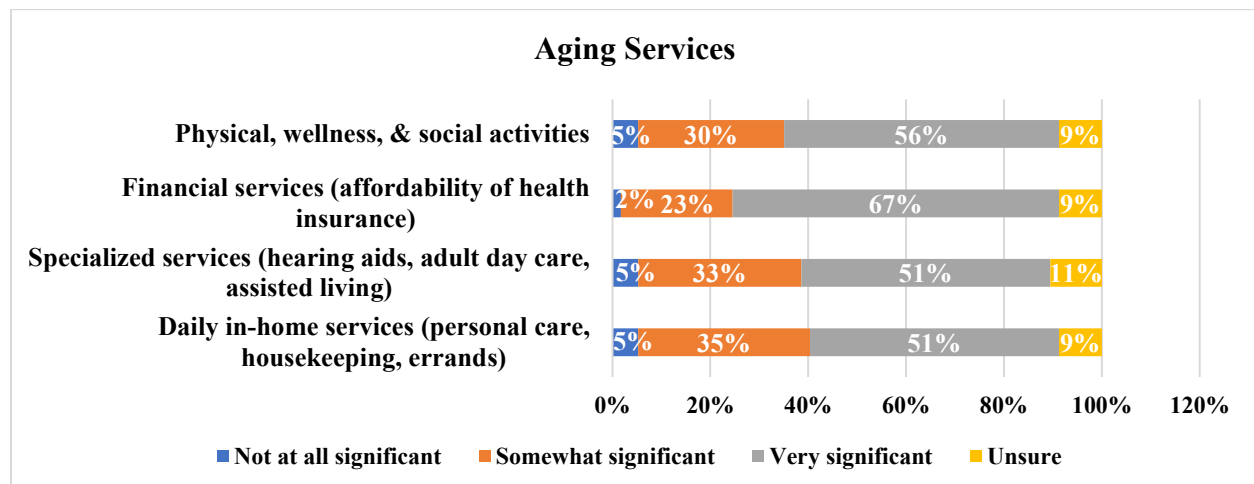
Out of 88 respondents, 57 answered this question.

There were social economic issues that respondents did not feel they had enough knowledge to adequately respond. Among the four issues listed, there was a range of 9-11% of respondents who were **unsure** of the issue's significance in Randolph County.

- 9% of respondents were unsure how to respond to the significance of the following issues:
 - Daily in-home services (personal care, housekeeping, errands)
 - Financial services (affordability of health insurance)
 - Physical, wellness, and social activities
- 11% of respondents were unsure how to respond to the significance of specialized services (hearing aids, adult day care, assisted living).

Most respondents felt the following issues were **very significant** issues in Randolph County.

- 67% of respondents rated financial services (affordability of health insurance) a very significant issue.
- 56% of respondents rated physical, wellness, and social activities a very significant issue.
- 51% of respondents rated the following issues as very significant in Randolph County:
 - Daily in-home services (personal care, housekeeping, errands)
 - Specialized services (hearing aids, adult day care, assisted living)



Child Care Services

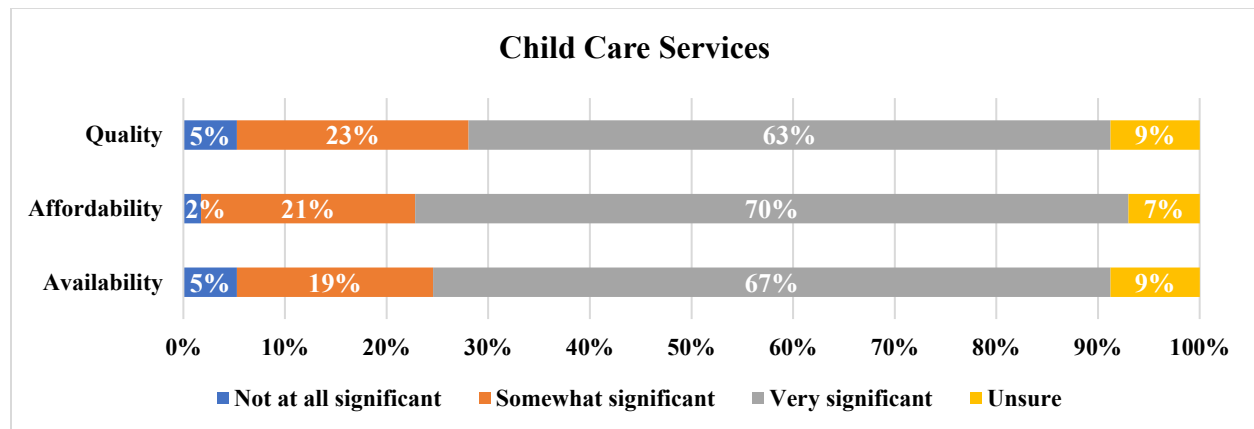
Out of 88 respondents, 57 answered this question.

There were social economic issues that respondents did not feel they had enough knowledge to adequately respond. Among the four issues listed, there was a range of 7-9% of respondents who were **unsure** of the issue's significance in Randolph County.

- 9% of respondents were unsure how to respond to the significance of the following issues affecting child care services:
 - Availability
 - Quality
- 7% of respondents were unsure how to respond to the significance of affordability of child care services in Randolph County.

Most respondents felt that availability, affordability, and quality of child care services were very significant issues in Randolph County.

- Availability was rated a very significant issue by 67% of respondents.
- Affordability was rated a very significant issue by 70% of respondents.
- Quality was rated a very significant issue by 63% of respondents.



Social Disparities

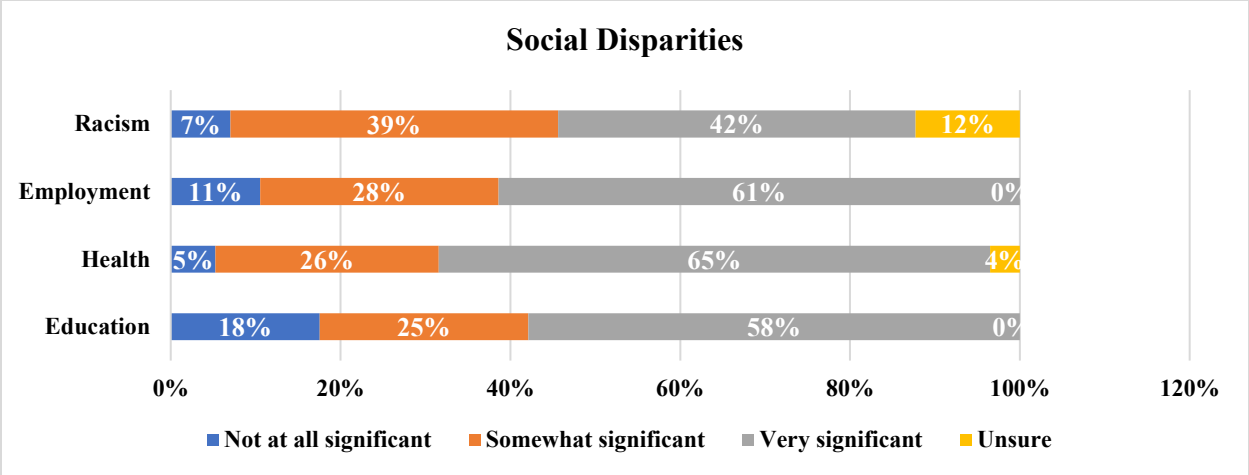
Out of 88 respondents, 57 answered this question.

There were social and economic issues that respondents did not feel that they had enough knowledge to adequately respond. Among the four contributing factors listed, there was a range of 4-12% of respondents who were **unsure** of the issue's significance in Randolph County.

- 12% of respondents were unsure how to respond to the significance of racism as a community problem in Randolph County.
- 4% of respondents were unsure how to respond to the significance of health as a community problem in Randolph County.

Most respondents felt that all issues were **very significant** social economic issues in Randolph County.

- Education was rated a very significant issue by 58% of respondents.
- Health was rated a very significant issue by 65% of respondents.
- Employment was rated a very significant issue by 61% of respondents.
- Racism was rated a very significant issue by 42% of respondents.



Education (K-12)

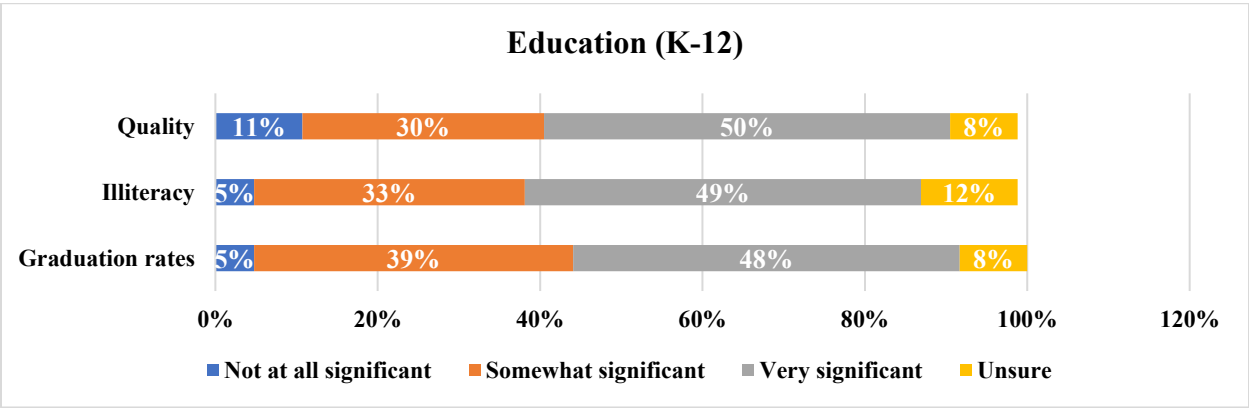
Out of 88 respondents, 84 answered this question.

There were social and economic issues that respondents did not feel that they had enough knowledge to adequately respond. Among the three contributing factors listed, there was a range of 8-12% of respondents who were **unsure** of the issue’s significance in Randolph County.

- 12% of respondents were unsure how to respond to the significance of illiteracy affecting education in Randolph County.
- 8% of respondents were unsure how to respond to the significance of graduation rates and quality affecting education in Randolph County.

Most respondents felt that graduation rates, illiteracy, and quality related to education were **very significant** issues in Randolph County.

- Graduation rates was rated a very significant issue by 48% of respondents.
- Illiteracy was rated a very significant issue by 49% of respondents.
- Quality was rated a very significant issue by 50% of respondents.



Neglect or Abuse

Out of 88 respondents, 84 answered this question.

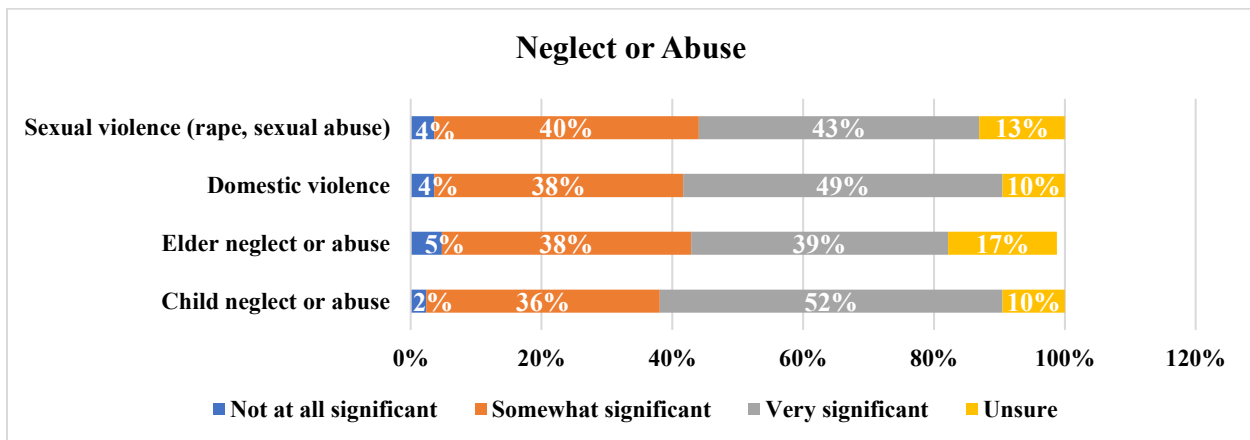
There were social and economic issues that respondents did not feel that they had enough knowledge to adequately respond. Among the four contributing factors listed, there was a range of 10-17% of respondents who were **unsure** of the issue’s significance in Randolph County.

- 17% of respondents were unsure how to respond to the significance of elder neglect or abuse as a community problem in Randolph County.

- 13% of respondents were unsure how to respond to the significance of sexual violence (rape, sexual abuse) as a community problem in Randolph County.
- 10% of respondents were unsure how to respond to the significance of child neglect or abuse and domestic violence as a community problem in Randolph County.

Most respondents felt that child neglect or abuse, domestic violence, sexual violence (rape, sexual abuse), and elder neglect or abuse were **very significant** social economic issues in Randolph County.

- Child neglect or abuse was rated a very significant issue by 52% of respondents.
- Domestic violence was rated a very significant issue by 49% of respondents.
- Sexual violence (rape, sexual abuse) was rated a very significant issue by 43% of respondents.
- Elder neglect or abuse was rated a very significant issue by 39% of respondents.



Other Social Economic Issues [open ended]

- *We have strong industry coming to Randolph and surrounding counties and a local hospital that does not meet the needs of our current population. Healthcare is a huge issue.*
- *Availability of opportunities for youth sports participation*
- *Randolph county has a large population of Hispanic residents with limited English-speaking skills and unknown legal residency status, presenting challenges for our schools and employers.*
- *Disparity in the wealth gap have versus have not very blatant*

Health

Please rate how significant each of the following health related issues is as a current community problem in Randolph County.

There were some health-related issues that respondents did not feel that had enough knowledge to adequately respond. Among the 19 health-related contributing factors listed, there was a range of 2-27% of respondents who were **unsure** of the issue's significance in Randolph County.

Dental Services

Out of 88 respondents, 84 answered this question.

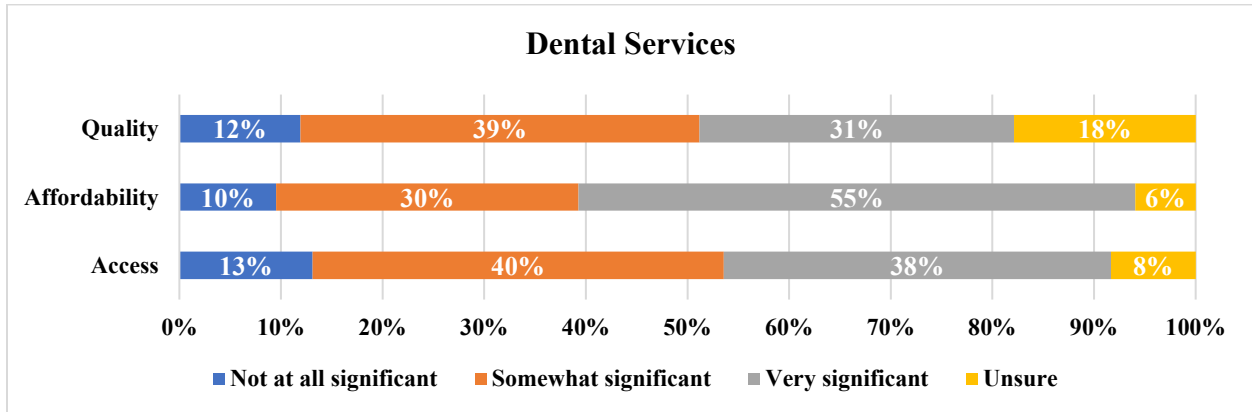
There were some health-related issues that respondents did not feel that had enough knowledge to adequately respond. Among the contributing factors listed, there was a range of 6-18% of respondents who were **unsure** of the issue's significance in Randolph County.

- 18% of respondents were unsure how to respond to the significance of quality affecting dental services in Randolph County.
- 8% of respondents were unsure how to respond to the significance of access affecting dental services in Randolph County.

- 6% of respondents were unsure how to respond to the significance of affordability affecting dental services in Randolph County.

Most respondents felt that affordability and access to dental services was a **very significant** or **somewhat significant** health-related issues in Randolph County.

- Affordability of dental services was rated a very significant issue by 55% of respondents.
- Access to dental services was rated a somewhat significant issue by 40% of respondents.

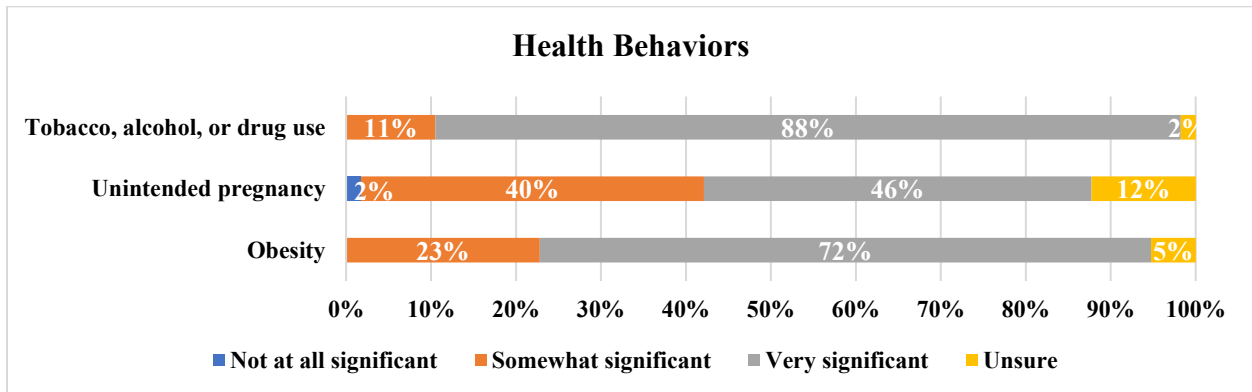


Health Behaviors

Out of 88 respondents, 57 answered this question.

Most respondents felt that tobacco, alcohol, or drug use; unintended pregnancy; and obesity were **very significant** health-related issues in Randolph County.

- Tobacco, alcohol, or drug use was rated a very significant issue by 88% of respondents.
- Unintended pregnancy was rated a very significant issue by 46% of respondents.
- Obesity was rated a very significant issue by 72% of respondents.



Healthy Food Availability

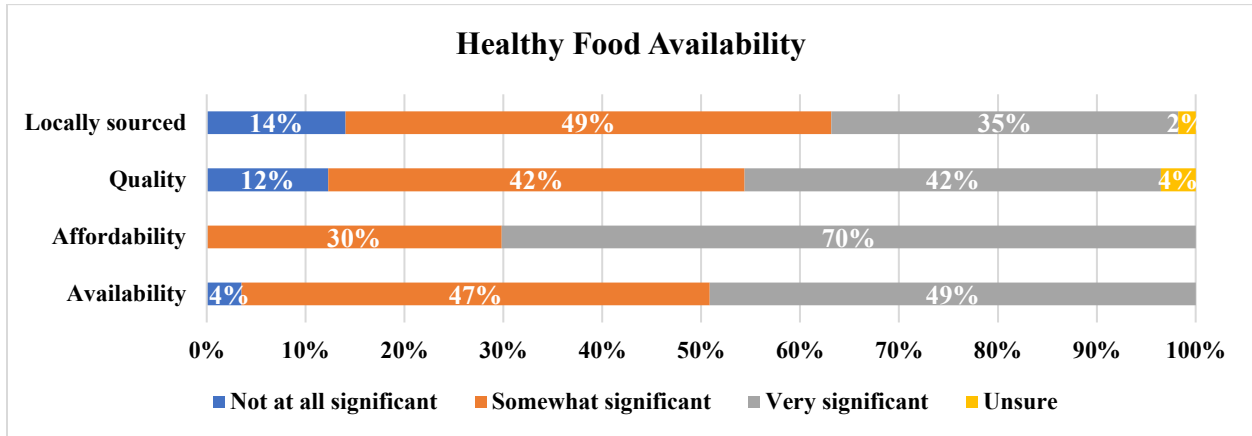
Out of 88 respondents, 57 answered this question.

Most respondents felt that affordability and availability were **very significant** contributing factors affecting healthy food availability in Randolph County.

- Affordability of healthy food availability was rated a very significant issue by 70% of respondents.
- Availability of healthy food availability was rated a very significant issue by 49% of respondents.
- Quality of healthy food availability was rated a very significant issue by 42% of respondents.

Most respondents felt that affordability and availability were **somewhat significant** contributing factors affecting healthy food availability in Randolph County.

- Locally sourced healthy food was rated a somewhat significant issue by 49% of respondents.
- Availability of healthy food availability was rated a somewhat significant issue by 47% of respondents.
- Quality of healthy food availability was rated a somewhat significant issue by 42% of respondents.



Clinical Health Services

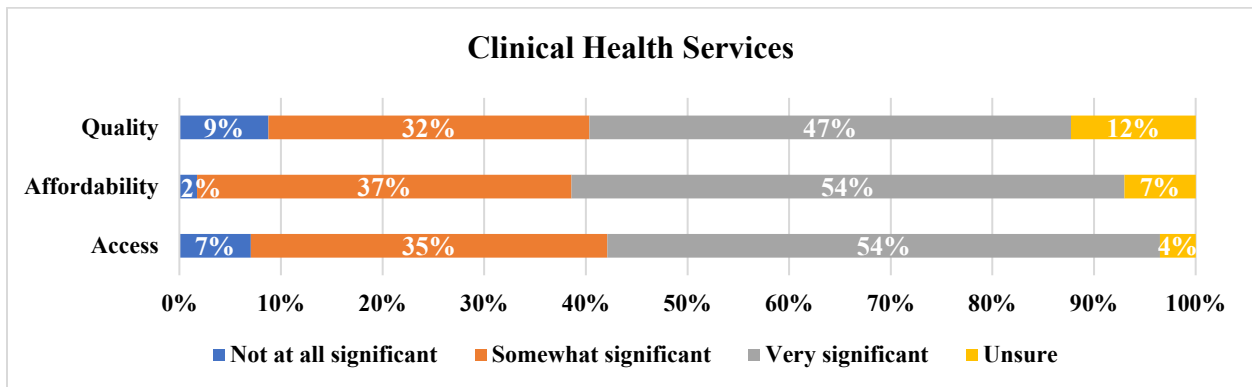
Out of 88 respondents, 57 answered this question.

Most respondents felt that access, affordability, and quality were **very significant** contributing factors affecting clinical health services in Randolph County.

- Access of clinical health services was rated a very significant issue by 54% of respondents.
- Affordability of clinical health services was rated a very significant issue by 54% of respondents.
- Quality of clinical health services was rated a very significant issue by 47% of respondents.

Most respondents felt that affordability, access, and quality were **somewhat significant** contributing factors affecting clinical health services in Randolph County.

- Access of clinical health services was rated a somewhat significant issue by 35% of respondents.
- Affordability of clinical health services was rated a somewhat significant issue by 37% of respondents.
- Quality of clinical health services was rated a somewhat significant issue by 32% of respondents.

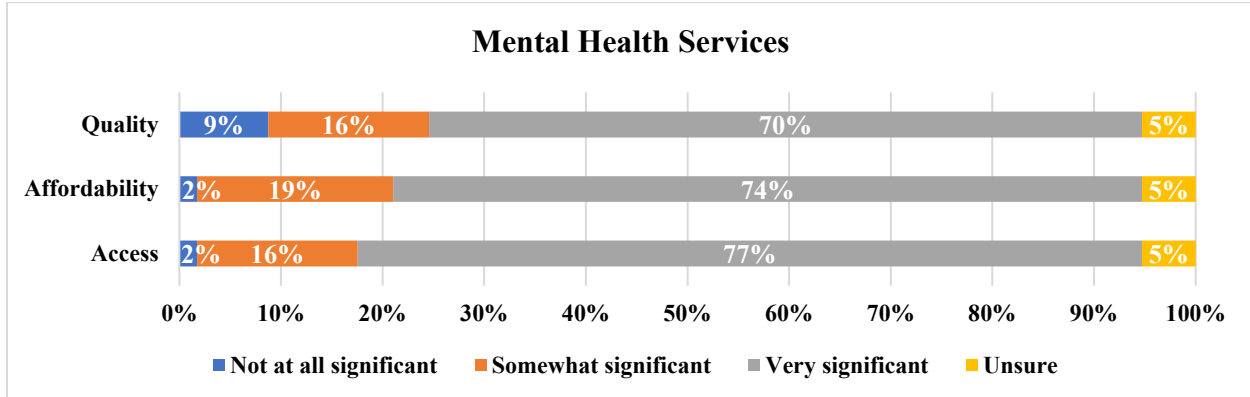


Mental Health Services

Out of 88 respondents, 57 answered this question.

Most respondents felt that access, affordability, and quality were **very significant** contributing factors affecting mental health services in Randolph County.

- Access of mental health services was rated a very significant issue by 77% of respondents.
- Affordability of mental health services was rated a very significant issue by 74% of respondents.
- Quality of mental health services was rated a very significant issue by 70% of respondents.



Special Needs or Developmental Services

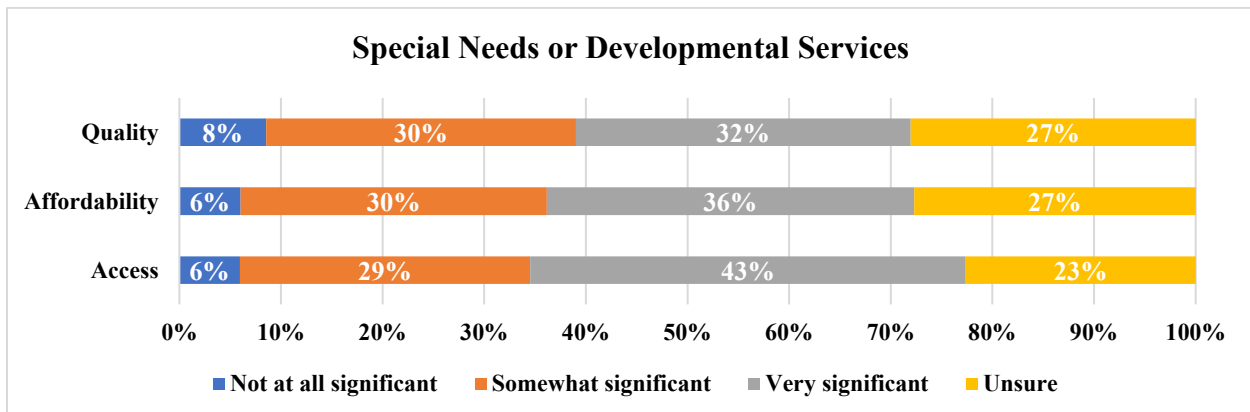
Out of 88 respondents, 84 answered this question.

Most respondents felt that access, affordability, and quality were **very significant** contributing factors affecting special needs or developmental services in Randolph County.

- Access of special needs or developmental services was rated a very significant issue by 43% of respondents.
- Affordability of special needs or developmental services was rated a very significant issue by 36% of respondents.
- Quality of special needs or developmental services was rated a very significant issue by 32% of respondents.

Among the contributing factors listed, there was a range of 23-27% of respondents who were **unsure** of the issue's significance in Randolph County.

- 27% of respondents were unsure how to respond to the significance of affordability and quality affecting special needs or developmental services in Randolph County.
- 23% of respondents were unsure how to respond to the significance of access affecting special needs or developmental services in Randolph County.



Other Health Issues [open ended]

- *Rides for elder to get to and from the doctor office and grocery store*
- *More services for people uninsured*
- *Treatment beds for psychiatric and SUD*

Physical Environment

Please rate how significant each of the following physical environment issues is as a current community problem in Randolph County.

There were some contributing factors to physical environment that respondents did not feel that had enough knowledge to adequately respond. Among the 12 contributing factors listed, there was a range of 2-13% of respondents who were **unsure** of the issue's significance in Randolph County.

Housing

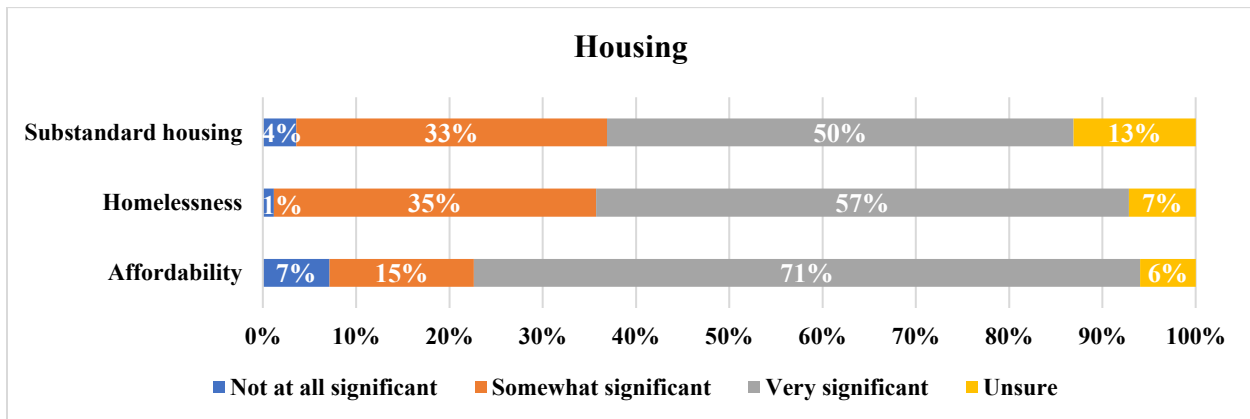
Out of 88 respondents, 84 answered this question.

There were some contributing factors to physical environment that respondents did not feel that had enough knowledge to adequately respond. Among the contributing factors listed, there was a range of 6-13% of respondents who were **unsure** of the issue's significance in Randolph County.

- 13% of respondents were unsure how to respond to the significance of substandard housing in Randolph County.
- 7% of respondents were unsure how to respond to the significance of homelessness in Randolph County.
- 6% of respondents were unsure how to respond to the significance of affordability affecting housing in Randolph County.

Most respondents felt that substandard housing, homelessness, and affordability were **very significant** contributing factors affecting housing in Randolph County.

- Affordability of housing was rated a very significant issue by 71% of respondents.
- Homelessness was rated a very significant issue by 57% of respondents.
- Substandard housing was rated a very significant issue by 50% of respondents.

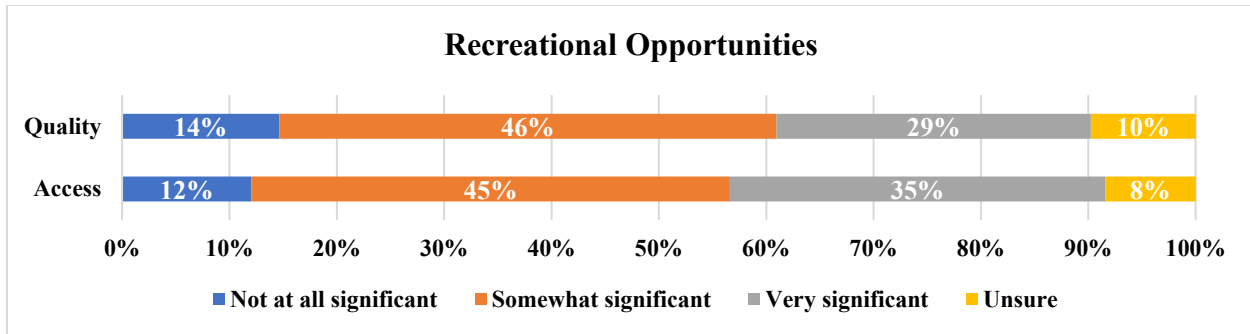


Recreational Opportunities

Out of 88 respondents, 83 answered this question.

Most respondents felt that access and quality were **somewhat significant** contributing factors affecting recreational opportunities in Randolph County.

- Access to recreational opportunities was rated a somewhat significant issue by 45% of respondents.
- Quality of recreational opportunities was rated a somewhat significant issue by 46% of respondents.



Environment

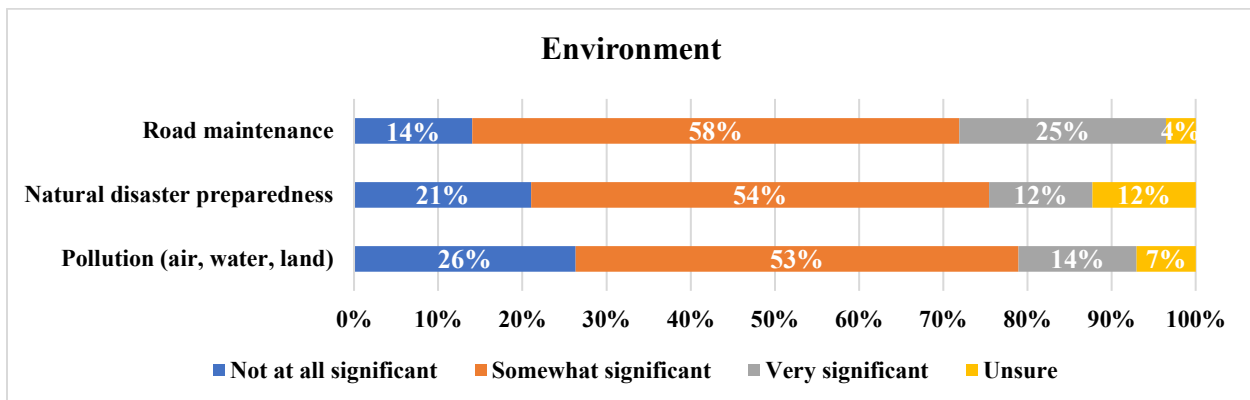
Out of 88 respondents, 57 answered this question.

There were some contributing factors to environment that respondents did not feel that had enough knowledge to adequately respond. Among the contributing factors listed, there was a range of 4-12% of respondents who were **unsure** of the issue's significance in Randolph County.

- 12% of respondents were unsure how to respond to the significance of natural disaster preparedness in Randolph County.
- 7% of respondents were unsure how to respond to the significance of pollution in Randolph County.
- 4% of respondents were unsure how to respond to the significance of road maintenance in Randolph County.

Most respondents felt that road maintenance, natural disaster preparedness, and pollution were **somewhat significant** contributing factors affecting environment in Randolph County.

- Road maintenance was rated a somewhat significant issue by 58% of respondents.
- Natural disaster preparedness was rated a somewhat significant issue by 54% of respondents.
- Pollution was rated a somewhat significant issue by 53% of respondents.

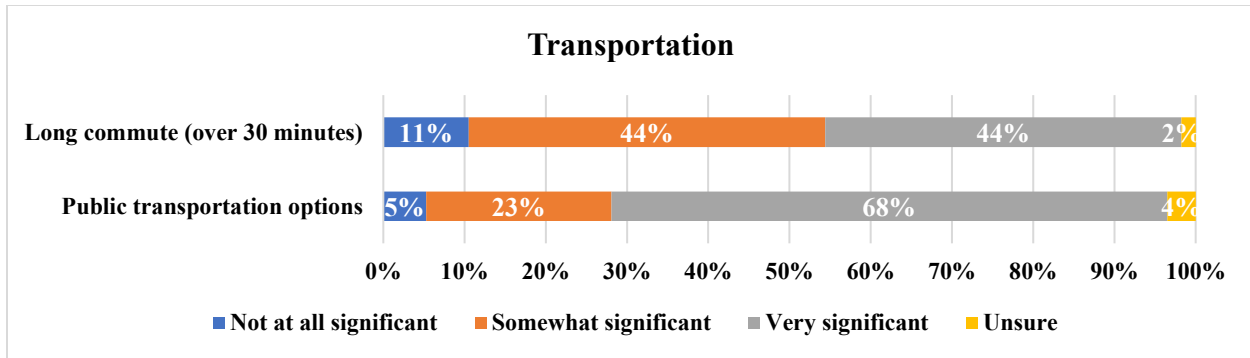


Transportation

Out of 88 respondents, 57 answered this question.

Most respondents felt that public transportation options and long commute were **very significant** contributing factors affecting transportation in Randolph County.

- Public transportation options were rated a very significant issue by 68% of respondents.
- Long commute was rated a very significant issue by 44% of respondents.

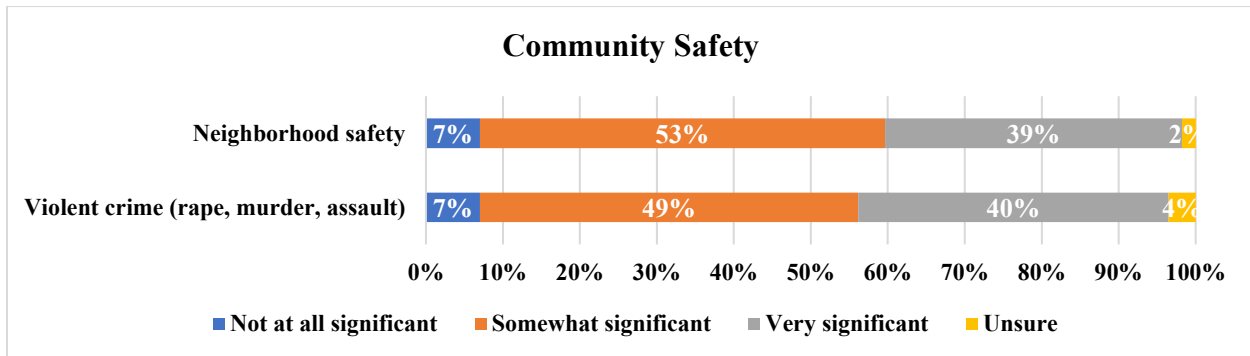


Community Safety

Out of 88 respondents, 57 answered this question.

Most respondents felt that violent crime and neighborhood safety were **somewhat significant** contributing factors affecting community safety in Randolph County.

- Violent crime was rated a somewhat significant issue by 49% of respondents.
- Neighborhood safety was rated a somewhat significant issue by 53% of respondents.



Other Physical Environment Issues [open ended]

- *Hazard dumping sites near neighborhoods*
- *Robberies/Burglary*
- *Homeless individuals unable to find housing*

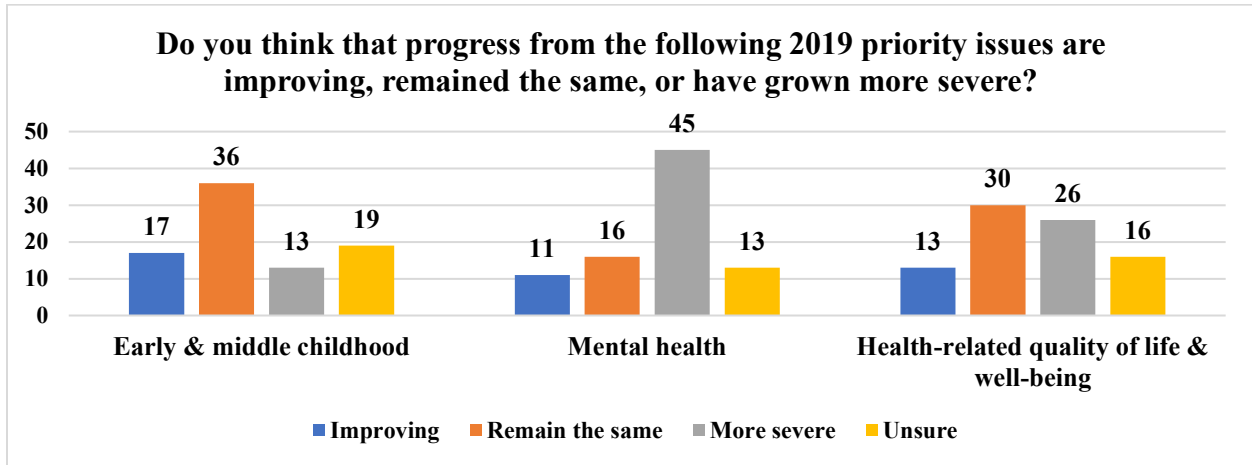
Additional Emerging Issues [open ended]

- *Access to quality childcare, housing for low- and middle-income families, transportation*
- *Services for people who do not speak English are very hard to find*
- *Racial divide and inequities as it relates to lower income residents in our communities*
- *Randolph County needs a lot more affordable housing*
- *Sacrificing farmland for housing*
- *Big growth coming-good for economic prosperity but bad for our natural spaces. We must be mindful of the way we develop and preserve as much green space as possible. Also, the education and early education fields are in immense crisis nationally and Randolph County is in crisis in these ways. These problems aren't going to work themselves out. We have to take a strong leadership position.*
- *Economic development for all citizens, attracting young people to the area*
- *Underemployment of our citizens since manufacturing and textiles have gone away.*

Priority Issues

Out of 88 respondents, 85 answered this question.

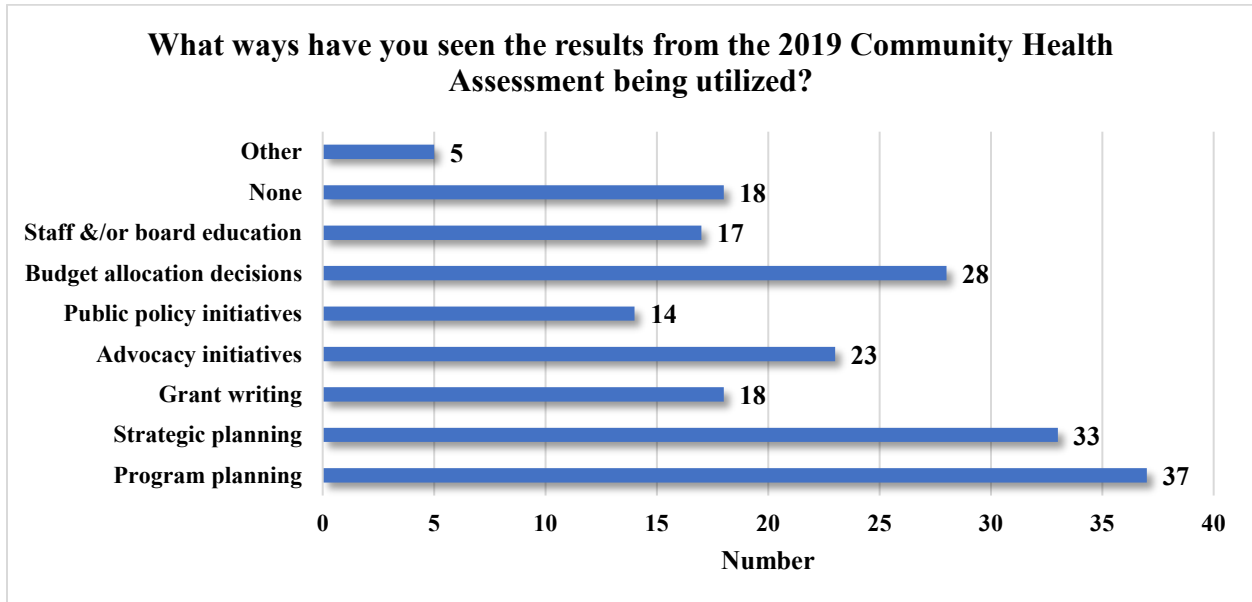
Most respondents (53%) felt the 2019 priority issue, mental health, has grown more severe. Additionally, most respondents (42%) felt the 2019 priority issue, early and middle childhood, remained the same.



Utilization of Community Health Assessment

Out of 88 respondents, 86 completed this question.

Key informants were asked to share ways they have seen the results of the Community Health Assessment utilized. Most respondents have utilized the CHA results in program planning (43%), strategic planning (38%), and budget allocation decisions (33%).

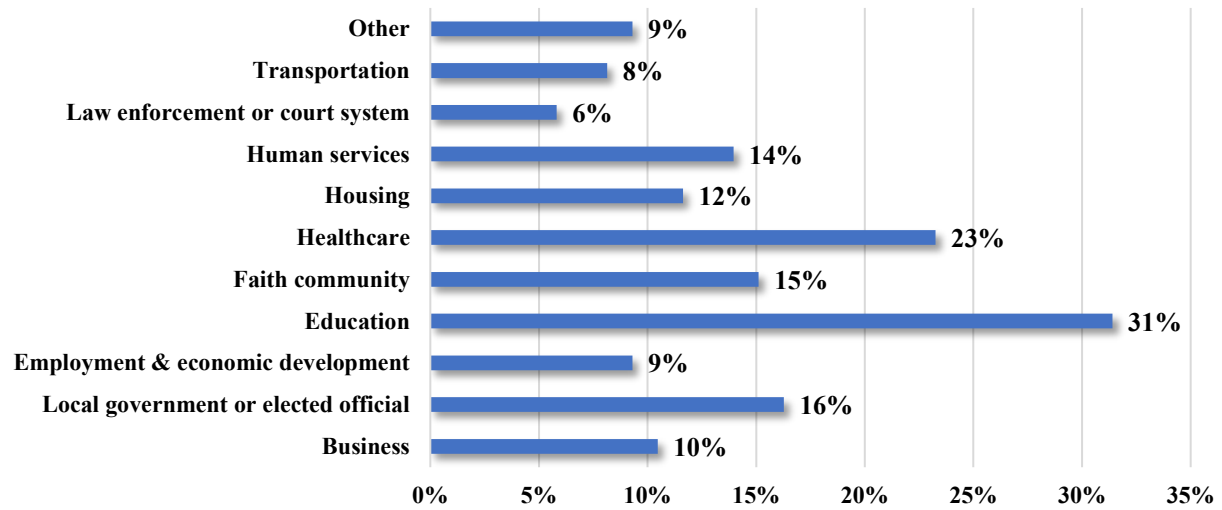


Key Informant Demographic Information

Out of 88 respondents, 86 completed this question.

Respondents were asked to identify their respective area of work or expertise. The majority of respondents identified education or healthcare as their area of expertise.

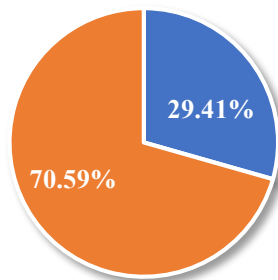
What best describes your area of work or expertise? Check all that apply.



Gender

Out of 88 respondents, 85 completed this question. Respondents were asked to report their gender.

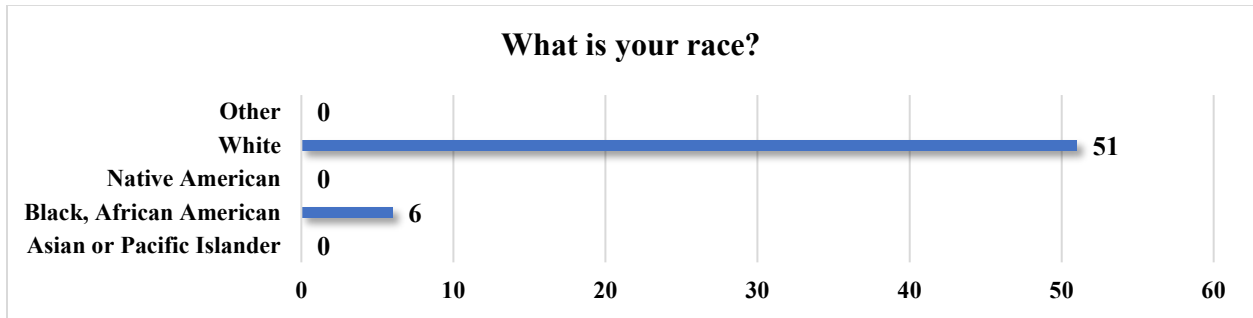
What is your gender?



■ Male ■ Female

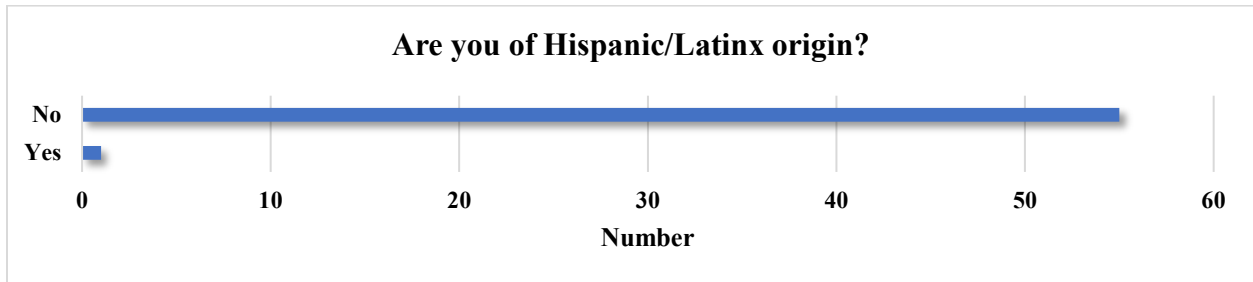
Race

Out of 88 respondents, 57 completed this question.
Respondents were asked to report their race.



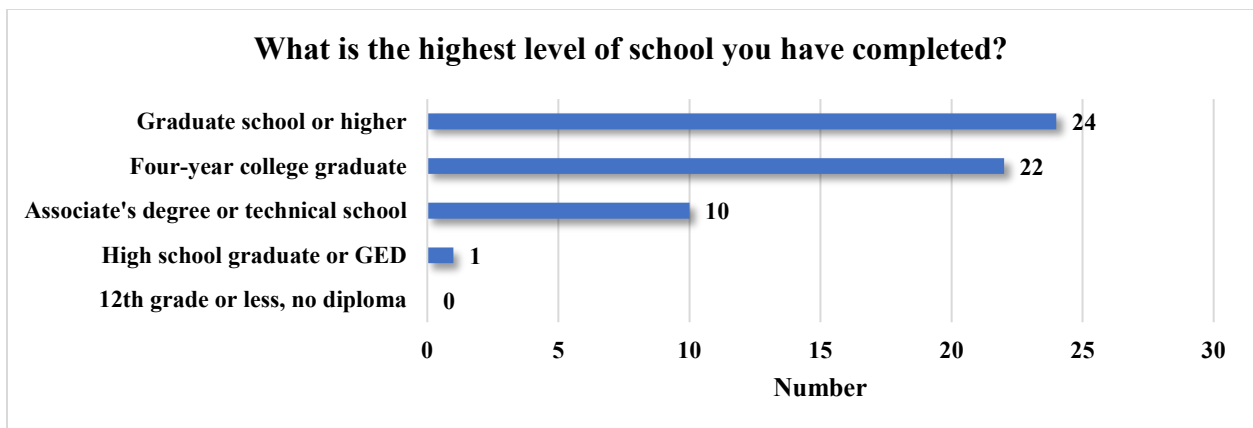
Ethnicity

Out of 88 respondents, 56 completed this question.
Respondents were asked to report their ethnicity.



Education

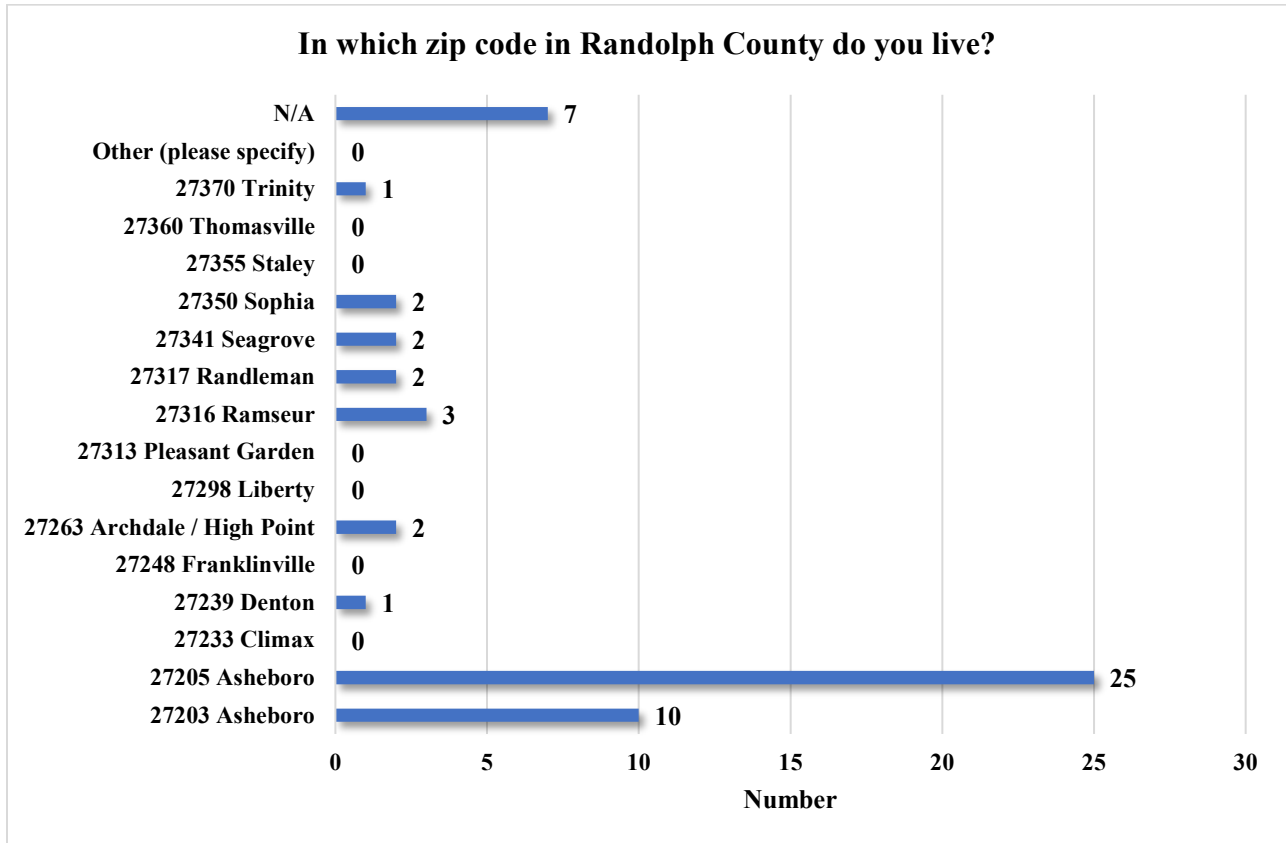
Out of 88 respondents, 57 completed this question.
Respondents were asked to report their highest level of education completed.



Residence

Out of 88 respondents, 55 completed this question.

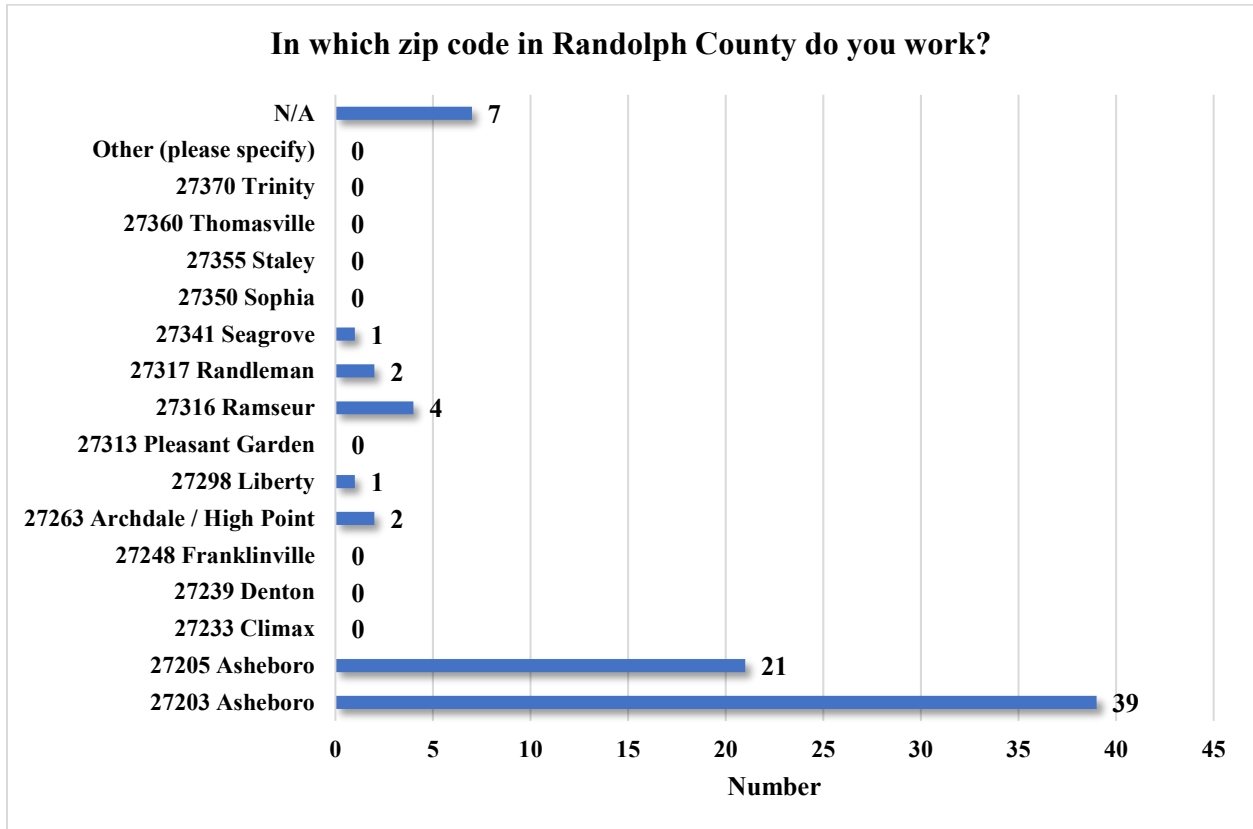
Respondents were asked to report the zip code of where they live. The majority of respondents reside in Asheboro.



Work Location

Out of 88 respondents, 77 completed this question.

Respondents were asked to report the zip code of where they work. The majority of respondents work in Asheboro.



2022 Randolph County Community Health Assessment

Peer Counties Comparisons- Table 1
Demographic Profile

Health Indicator	Report Period	Peer Counties						
		Randolph	Chatham	Craven	Davidson	Harnett	Johnston	Montgomery
Race/ethnicity								
Total Population	2020 Decennial Census	144,171	76,285	100,720	168,930	133,568	215,999	25,751
% Hispanic or Latinx	2020 Decennial Census	13.2%	13.6%	7.1%	8.2%	14.2%	15.9%	15.2%
% White alone	2020 Decennial Census	75.2%	69.6%	64.5%	76.7%	58.3%	63.2%	64.1%
% Black or African American alone	2020 Decennial Census	6.0%	10.2%	19.8%	9.4%	20.0%	15.3%	16.3%
% American Indian and Alaska Native alone	2020 Decennial Census	<1%	<1%	<1%	<1%	<1%	<1%	<1%
%Asian alone	2020 Decennial Census	1.5%	2.1%	3.0%	1.4%	1.1%	<1%	1.5%
% Native Hawaiian and Other Pacific Islander alone	2020 Decennial Census	<1%	<1%	<1%	<1%	<1%	<1%	<1%
% Some Other Race alone	2020 Decennial Census	<1%	<1%	<1%	<1%	<1%	<1%	<1%
% population of 2 races or more	2020 Decennial Census	3.4%	3.9%	4.7%	3.6%	5.0%	3.9%	2.4%
Population Distribution by Age/Sex								
Age								
Under 5 years	2020 ACS	5.6%	4.8%	6.3%	5.5%	7.3%	6.3%	5.3%
5 to 9 years	2020 ACS	6.2%	5.3%	6.2%	6.4%	7.5%	6.0%	5.1%
10 to 14 years	2020 ACS	6.6%	6.3%	5.7%	6.1%	7.3%	8.7%	6.4%
15 to 19 years	2020 ACS	6.5%	5.3%	6.0%	6.1%	6.7%	6.8%	6.9%
20 to 24 years	2020 ACS	5.7%	4.4%	9.5%	5.6%	6.0%	5.5%	6.3%
25 to 29 years	2020 ACS	6.2%	4.0%	7.4%	6.1%	7.7%	6.0%	6.2%
30 to 34 years	2020 ACS	5.6%	5.0%	5.8%	5.6%	8.1%	6.3%	4.2%
35 to 39 years	2020 ACS	5.8%	5.6%	5.9%	6.0%	7.3%	6.7%	4.5%
40 to 44 years	2020 ACS	5.9%	6.0%	5.2%	5.8%	6.4%	7.1%	6.6%
45 to 49 years	2020 ACS	7.1%	6.8%	5.0%	7.2%	6.2%	7.7%	7.1%
50 to 54 years	2020 ACS	7.3%	7.0%	5.4%	7.4%	6.0%	7.2%	6.6%
55 to 59 years	2020 ACS	7.7%	7.8%	6.3%	7.8%	5.4%	6.3%	6.8%
60 to 64 years	2020 ACS	6.3%	7.3%	6.1%	6.5%	5.5%	5.9%	7.6%
65 to 69 years	2020 ACS	5.7%	7.8%	6.3%	5.7%	4.4%	4.6%	7.4%
70 to 74 years	2020 ACS	4.9%	6.2%	4.9%	4.8%	3.2%	3.9%	4.8%
75 to 79 years	2020 ACS	2.9%	4.3%	3.5%	3.7%	2.0%	2.0%	4.0%
80 to 84 years	2020 ACS	2.3%	2.6%	2.3%	2.1%	1.8%	1.5%	2.6%
85 years and over	2020 ACS	2.0%	3.5%	2.3%	1.9%	1.2%	1.4%	1.8%
Sex								
Female	2020 ACS	50.6%	52.4%	49.7%	51.2%	50.4%	50.9%	50.4%
Male	2020 ACS	49.4%	47.6%	50.3%	48.8%	49.6%	49.1%	49.6%
						*Highest number		

Peer Counties Comparisons- Table 2
Socioeconomic Details

Health Indicator	Report Period	Peer Counties						
		Randolph	Chatham	Craven	Davidson	Harnett	Johnston	Montgomery
Educational Attainment <i>Population 18 to 24 years</i>								
Less than high school graduate	2020 ACS	20.6%	12.5%	8.1%	15.9%	13.5%	15.0%	19.9%
High school graduate (includes equivalency)	2020 ACS	34.7%	43.4%	46.3%	36.2%	31.2%	35.1%	37.5%
Some college or associate's degree	2020 ACS	40.0%	33.2%	40.6%	37.0%	47.4%	46.1%	34.4%
Bachelor's degree or higher	2020 ACS	4.6%	10.9%	4.9%	10.8%	7.9%	3.8%	8.2%
Population 25 years and over								
Less than 9th grade	2020 ACS	6.1%	4.7%	4.1%	4.6%	4.2%	4.5%	6.0%
9th to 12th grade, no diploma	2020 ACS	11.0%	6.2%	7.0%	10.4%	7.7%	7.2%	12.3%
High school graduate (includes equivalency)	2020 ACS	34.4%	19.7%	25.8%	32.0%	28.9%	27.7%	34.8%
Some college, no degree	2020 ACS	22.4%	17.0%	25.9%	23.2%	25.2%	23.1%	20.7%
Associate's degree	2020 ACS	10.0%	8.7%	12.2%	10.8%	11.9%	13.4%	9.9%
Bachelor's degree	2020 ACS	11.5%	23.6%	15.5%	13.3%	14.9%	17.0%	11.2%
Graduate or professional degree	2020 ACS	4.6%	20.1%	9.5%	5.6%	7.2%	6.9%	5.1%
Modes of Transportation to Work <i>Workers 16 years and over</i>								
Car, truck, or van -- drove alone	2016-2020 ACS	83.5%	75.7%	79.4%	82.1%	84.9%	82.5%	87.4%
Car, truck, or van -- carpooled	2016-2020 ACS	10.7%	7.4%	12.1%	10.5%	8.9%	8.8%	9.3%
Public transportation (excluding taxicab)	2016-2020 ACS	<1%	<1%	<1%	<1%	<1%	<1%	0%
Walked	2016-2020 ACS	<1%	2.5%	2.2%	<1%	1.3%	<1%	1.4%
Other means	2016-2020 ACS	1.1%	1.5%	1.6%	<1%	1.2%	<1%	<1%
Worked from home	2016-2020 ACS	4.0%	12.3%	4.4%	5.2%	3.6%	7.1%	1.6%
Mean travel time to work (in minutes)	2016-2020 ACS	23.8	29.3	20.9	25.2	31.9	31.4	23.5
Health Insurance Coverage <i>Civilian noninstitutionalized population</i>								
With health insurance coverage	2016-2020 ACS	86.9%	90.1%	89.6%	88.3%	89.0%	88.1%	87.6%
With private health insurance	2016-2020 ACS	57.4%	71.8%	69.1%	63.0%	65.2%	66.5%	56.9%
With public coverage	2016-2020 ACS	39.9%	36.3%	39.9%	36.6%	35.8%	33.2%	44.3%
No health insurance coverage	2016-2020 ACS	13.1%	9.9%	10.4%	11.7%	11.0%	11.9%	12.4%
Unemployment Rate (not seasonally adjusted)	March 2022, US Bureau of Labor Statistics	3.3	2.6	3.4	3.2	3.9	3.1	3.4
						*Highest number		

Peer Counties Comparisons- Table 2
Socioeconomic Details

Health Indicator	Report Period	Peer Counties						
		Randolph	Chatham	Craven	Davidson	Harnett	Johnston	Montgomery
Household Income (in dollars)	2016-2020 ACS	\$48,984	\$69,799	\$53,894	\$50,454	\$54,565	\$61,806	\$45,147
% Below Poverty Level	2020 ACS	14.6%	10.7%	14.3%	15.2%	15.8%	12.2%	16.9%
Occupation <i>Civilian employed population 16 years and over</i>								
Management, business, science, and arts occupations	2016-2020 ACS	29.0%	46.1%	34.4%	30.3%	34.8%	35.2%	28.7%
Service occupations	2016-2020 ACS	16.1%	16.2%	21.0%	16.1%	16.1%	16.4%	17.8%
Sales and office occupations	2016-2020 ACS	21.3%	18.3%	19.0%	21.8%	21.6%	22.7%	14.5%
Natural resources, construction, and maintenance occupations	2016-2020 ACS	9.9%	8.8%	10.8%	11.1%	11.8%	12.1%	14.8%
Production, transportation, and material moving occupations	2016-2020 ACS	23.8%	10.6%	14.9%	20.7%	15.7%	13.7%	24.2%
Disability <i>Percent of Civilian Noninstitutionalized Population with Disability</i>								
	2020 ACS	17.0%	14.4%	15.8%	15.2%	14.8%	14.0%	17.5%
Percent Disability by Age								
Under 5 years	2021 ACS	1.4%	0.1%	0.0%	1.0%	0.3%	1.9%	0.0%
5 to 17 years	2022 ACS	9.0%	6.2%	6.2%	6.2%	6.2%	6.4%	9.6%
18 to 34 years	2023 ACS	10.9%	8.3%	7.7%	6.2%	8.4%	7.7%	4.2%
35 to 64 years	2024 ACS	17.8%	12.1%	17.9%	14.5%	17.8%	15.4%	21.3%
65 to 74 years	2025 ACS	26.2%	19.9%	20.7%	30.5%	32.6%	26.3%	23.9%
75 years and over	2026 ACS	49.2%	45.0%	51.2%	51.3%	51.2%	53.3%	48.0%
						*Highest number		
References								
US Bureau of Labor Statistics https://data.bls.gov/lausmap/showMap.jsp								
Unites States Census Bureau https://data.census.gov/table?q=randolph+County+North+Carolina+&t=Race+and+Ethnicity&g=050XX00US37049,37085,37037,37057,37123,37101								

NC 211- service by the United Way

is an informational and referral service that can help families and individuals obtain free and confidential information on health and human services and resources within their community.



Scan with your phone to bring up the NC 211 website!

➤ 2 quick ways to access services and resources:

- **website** - enter service needed in the search bar with your zip code.
- **phone** - call the number 211.

➤ Available in most languages and is open 24/7, 365 days a year.

To learn more, visit

 <https://nc211.org/>

or call  211

Community Resource Guide



NC 211-servicio por United Way

es un servicio informativo y referencia que puede ayudar a familias y personas obtener información gratuito y confidencial sobre servicios humanos y recursos de salud dentro de su comunidad.



¡Escanear con el teléfono para ver el sitio de web de 211!

➤ 2 maneras rapidas para obtener acceso a servicios y recursos:

- **Sitio web-** entre el servicio que necesita en la barra de búsqueda y su codigo postal.
- **Telefono-** llame al numero 211.

➤ Disponible en la mayoría de los idiomas y esta abierto 24/7, 365 días al año.

Para más información, visite

 <https://nc211.org/>

O marque  211

Guía de Recursos Comunitarios

