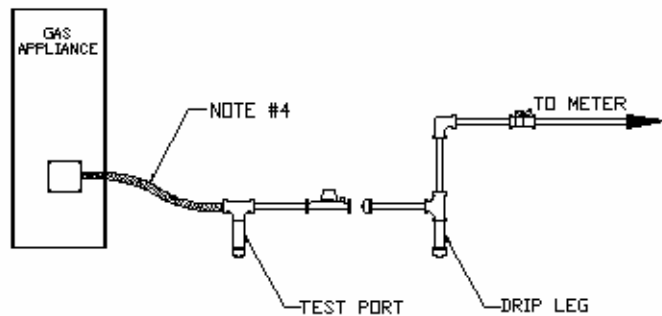
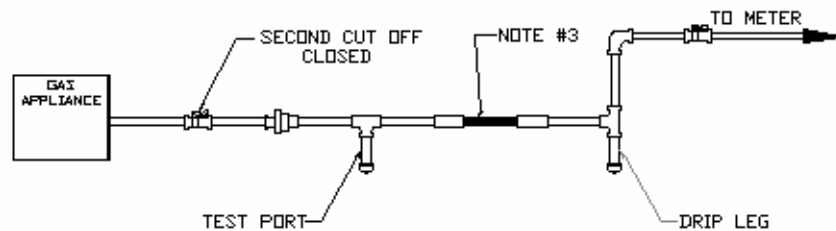
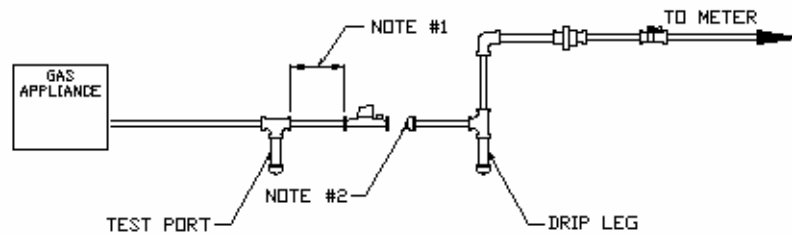











# EXAMPLE TESTING PROCEDURES FOR & 2 & 5 LB. SYSTEMS (SEE BACK FOR STANDARD SYSTEM)

## “NOTES”

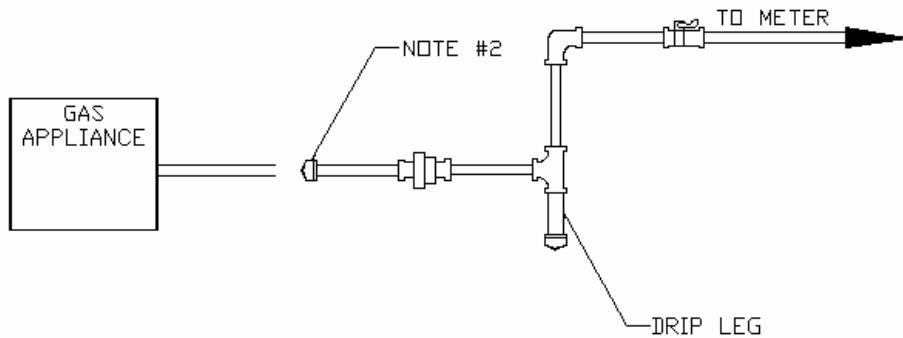
- (1) DOWN STREAM TEST PORT **MUST BE** WITHIN TEN (10) PIPE DIAMETERS OF THE REGULATOR.  
*SECTION 410.2 (IFGC)*
- (2) MAY USE A SECOND CUT-OFF IN LIEU OF CAPING OFF PIPE.
- (3) IF A TEMPORARY BLANK IS USED, TAPE OR TIE REGULATOR TO THE TEMPORARY BLANK FOR INSPECTION.
- (4) IF A FLEXIBLE CONNECTOR IS USED, MAKE SURE IT DOES NOT PENETRATE THE HOUSING UNLESS IT HAS BEEN APPROVED FOR THAT SPECIFIC APPLICATION  
*SECTION 411 (IFGC)*




### SYMBOL LIBRARY

	= CAP
	= COUPLING
	= CUT OFF
	= DRIP LEG
	= 90° ELL
	= REGULATOR
	= TEE
	= TEST PORT
	= UNION

**APPROVED TESTING PROCEDURE  
FOR STANDARD GAS PIPING SYSTEM  
WITHOUT REGULATOR**



**APPROVED TESTING  
PROCEDURES FOR STANDARD  
&  
(2 & 5 POUND) GAS PIPING  
SYSTEMS**



**BUILDING INSPECTIONS CONTACT NUMBERS:**

**ASHEBORO OFFICE**

**CRAIG BRADY, MECHANICAL: 336-318-6580**

**DANNY YORK, MECHANICAL: 336-318-6563**

**RANDOLPH COUNTY  
DEPARTMENT OF BUILDING INSPECTIONS  
204 E Academy St  
Asheboro, NC 27203  
336-318-6565**